



Amplify.

TEXAS

ELEMENTARY LITERACY PROGRAM

Kindergarten

**KNOWLEDGE 2**

The Five Senses

**ACTIVITY BOOK**

Kindergarten

---

# **Knowledge 2**

---

**Activity Book**

**Notice and Disclaimer:** The agency has developed these learning resources as a contingency option for school districts. These are optional resources intended to assist in the delivery of instructional materials in this time of public health crisis. Feedback will be gathered from educators and organizations across the state and will inform the continuous improvement of subsequent units and editions. School districts and charter schools retain the responsibility to educate their students and should consult with their legal counsel regarding compliance with applicable legal and constitutional requirements and prohibitions.

Given the timeline for development, errors are to be expected. If you find an error, please email us at **[texashomelearning@tea.texas.gov](mailto:texashomelearning@tea.texas.gov)**.

ISBN 978-1-64383-790-1

This work is licensed under a Creative Commons Attribution-NonCommercial-ShareAlike 4.0 International License.

You are free:

to Share—to copy, distribute, and transmit the work

to Remix—to adapt the work

Under the following conditions:

**Attribution**—You must attribute any adaptations of the work in the following manner:

This work is based on original works of Amplify Education, Inc. ([amplify.com](http://amplify.com)) and the Core Knowledge Foundation ([coreknowledge.org](http://coreknowledge.org)) made available under a Creative Commons Attribution-NonCommercial-ShareAlike 4.0 International License. This does not in any way imply endorsement by those authors of this work.

**Noncommercial**—You may not use this work for commercial purposes.

**Share Alike**—If you alter, transform, or build upon this work, you may distribute the resulting work only under the same or similar license to this one.

With the understanding that:

For any reuse or distribution, you must make clear to others the license terms of this work. The best way to do this is with a link to this web page:

**<https://creativecommons.org/licenses/by-nc-sa/4.0/>**

© 2020 Amplify Education, Inc.  
**[amplify.com](http://amplify.com)**

Trademarks and trade names are shown in this book strictly for illustrative and educational purposes and are the property of their respective owners. References herein should not be regarded as affecting the validity of said trademarks and trade names.

Printed in Mexico  
01 Pilot 2020

Knowledge 2

---

# **The Five Senses**

---



NAME: \_\_\_\_\_

DATE: \_\_\_\_\_

**Dear Family Member,**

Over the next several days, your child will be learning about the five senses. Over the course of the domain, your child will learn about each of the five senses and the respective body parts.

Below are some suggestions for activities that you can do at home to continue learning about the five senses.

**1. “My Senses Are Amazing” Poem**

Read the following poem to your child. Point to each body part as you read.

**My Senses Are Amazing**

My senses are amazing,  
They help me do so much.  
My eyes can see, my ears can hear,  
My skin and hands can touch.  
My senses are amazing,  
They make me happy, too.  
My tongue can taste the food I eat,  
My nose can smell perfume.  
My senses are amazing,  
They keep me safe from harm.  
My nose smells smoke, my skin feels heat,  
My ears hear fire alarms.  
My senses are amazing,  
And now you know them well.  
Let’s say all five together now:  
Sight, hearing, taste, touch, smell.

## 2. Sensory Walk

Spend time outdoors with your child, and encourage him/her to talk about what s/he sees, hears, smells, etc. Have your child identify which body part is associated with each sense.

## 3. Texture Hunt

Your child will learn that objects have many different types of textures. Walk around the house or outside with your child and touch a variety of objects. Talk with your child about the texture of each of the objects. Use the word *texture* as often as possible.

## 4. Words to Use

Below is a list of some of the words that your child will be using at school. Try to use these words as they come up in everyday speech with your child.

- *harm*—Don't get too close to the fire; it could harm you.
- *protect*—We use an umbrella to protect us from the rain and keep us dry.
- *invisible*—The wind is invisible.
- *scents*—What kind of scents do you smell in your neighborhood?

## 5. Sayings and Phrases: Look Before You Leap, Better Safe Than Sorry

Your child will learn the well-known sayings “look before you leap” and “better safe than sorry.” You may want to use these sayings the next time you and/or your child think ahead before acting.

## 6. Read Aloud Each Day

It is very important that you read to your child each day. The local library has many books on the five senses and a list of books.

Be sure to praise your child whenever s/he shares what has been learned at school.

NAME: \_\_\_\_\_

DATE: \_\_\_\_\_

3.1

Directions: Draw examples of loud sounds in the column with the fire engine. Draw examples of soft sounds in the column with the mouse.







NAME: \_\_\_\_\_

DATE: \_\_\_\_\_

PP.1

Assessment

Directions: There are two columns of pictures. The left column shows objects that we can sense, and the right column shows the body parts we use to sense these objects. Draw a line from each object to the body part you would use the most to sense it.





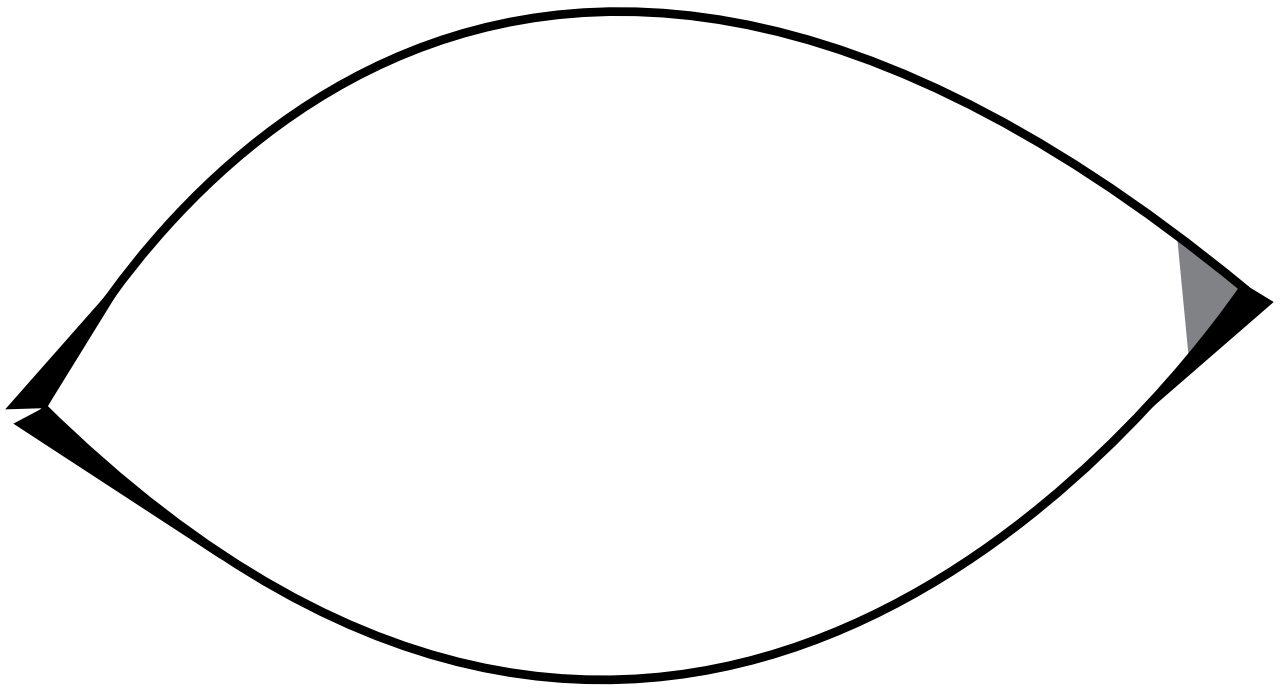
NAME: \_\_\_\_\_

DATE: \_\_\_\_\_

PP.2

Activity Page

*Directions: Listen to your teacher's instructions to help you complete the picture of the eye. It is not necessary to label the parts of the eye.*





NAME: \_\_\_\_\_

DATE: \_\_\_\_\_

**Dear Family Member,**

Over the next few days, your child will be learning more about the five senses. She or he will learn about Helen Keller and Ray Charles, two people who overcame disabilities. Ray Charles was a world-renowned musician in spite of the fact that he was blind. Helen Keller, who was both deaf and blind, nonetheless learned how to communicate both by talking and through sign language, as well as how to read and write.

Below are some suggestions for activities that you can do at home to reinforce your child's learning about the five senses.

**1. Ray Charles**

If possible, buy, borrow, or download some of Ray Charles' songs and listen to them with your child. Suggested titles include:

- "Georgia on My Mind"
- "Hit the Road, Jack"
- "You Are My Sunshine"

**2. Helen Keller**

If possible, buy, borrow, or download one of the many videos that recount Helen Keller's life and her work with her teacher, Anne Sullivan. Watch the video with your child and talk about the challenges Helen learned to overcome.

**3. Words to Use**

Below is a list of some of the words that your child will be using at school. Try to use these words as they come up in everyday speech with your child.

- *remarkable*—That is a remarkable drawing!
- *sensations*—Sipping hot chocolate on a cold winter day is one of my favorite sensations.

**4. Read Aloud Each Day**

It is very important that you read to your child each day. Please refer to the list of books and other resources sent home with the previous family letter, recommending resources related to the five senses.

Be sure to praise your child whenever he or she shares what has been learned at school.























NAME: \_\_\_\_\_

DA.1

Assessment





DATE: \_\_\_\_\_

1.		
2.		
3.		
4.		
5.		
6.		
7.		
8.		
9.		
10.		

Directions: Listen to your teacher's instructions.

Knowledge 2



11.		
12.		
13.		
14.		
15.		

NAME: \_\_\_\_\_

DA.2

Assessment

DATE: \_\_\_\_\_

Directions: Listen to your teacher's instructions.



1.



2.



3.



4.



5.

Knowledge 2




























NAME: \_\_\_\_\_

DA.3

Assessment

DATE: \_\_\_\_\_

Directions: Listen to your teacher's instructions.

				
				
				
				
				
<b>1.</b>	<b>2.</b>	<b>3.</b>	<b>4.</b>	<b>5.</b>

Knowledge 2



## **General Manager K-8 ELA and SVP, Product**

Alexandra Clarke

## **Vice President, Elementary Literacy Instruction**

Susan Lambert

## **Editorial**

Elizabeth Wade, PhD, Director, Elementary ELA Content

Patricia Erno, Associate Director, Elementary ELA Instruction

Kristen Kirchner, Content Writer

Christina Cox, Copy Editor

## **Product & Project Management**

Ayala Falk, Director, Business and Product Strategy, K-8 ELA

Amber McWilliams, Senior Product Manager

Leslie Johnson, Associate Director, K-8 ELA

Zara Chaudhury, Associate Project Manager

## **Design and Production**

Tory Novikova, Product Design Director

Erin O'Donnell, Product Design Manager

Paige Womack, Product Designer

## **Contributors**

Bill Cheng

Nicole Galuszka

Ken Harney

Molly Hensley

David Herubin

Ian Horst

Sara Hunt

James Mendez-Hodes

Christopher Miller

Sheri Pineault

Diana Projansky

Todd Rawson

Jennifer Skelley

Julia Sverchuk

Elizabeth Thiers

Jeanne Thornton

Amanda Tolentino

**Series Editor-in-Chief**

E. D. Hirsch Jr.

**President**

Linda Bevilacqua

**Editorial Staff**

Mick Anderson  
Robin Blackshire  
Laura Drummond  
Emma Earnst  
Lucinda Ewing  
Sara Hunt  
Rosie McCormick  
Cynthia Peng  
Liz Pettit  
Tonya Ronayne  
Deborah Samley  
Kate Stephenson  
Elizabeth Wafler  
James Walsh  
Sarah Zelinke

**Acknowledgments**

These materials are the result of the work, advice, and encouragement of numerous individuals over many years. Some of those singled out here already know the depth of our gratitude; others may be surprised to find themselves thanked publicly for help they gave quietly and generously for the sake of the enterprise alone. To helpers named and unnamed we are deeply grateful.

**Contributors to Earlier Versions of These Materials**

Susan B. Albaugh, Kazuko Ashizawa, Kim Berrall, Ang Blanchette, Nancy Braier, Maggie Buchanan, Paula Coyner, Kathryn M. Cummings, Michelle De Groot, Michael Donegan, Diana Espinal, Mary E. Forbes, Michael L. Ford, Sue Fulton, Carolyn Gosse, Dorrit Green, Liza Greene, Ted Hirsch, Danielle Knecht, James K. Lee, Matt Leech, Diane Henry Leipzig, Robin Luecke, Martha G. Mack, Liana Mahoney, Isabel McLean, Steve Morrison, Juliane K. Munson, Elizabeth B. Rasmussen, Ellen Sadler, Rachael L. Shaw, Sivan B. Sherman, Diane Auger Smith, Laura Tortorelli, Khara Turnbull, Miriam E. Vidaver, Michelle L. Warner, Catherine S. Whittington, Jeannette A. Williams.

We would like to extend special recognition to Program Directors Matthew Davis and Souzanne Wright, who were instrumental in the early development of this program.

**Schools**

We are truly grateful to the teachers, students, and administrators of the following schools for their willingness to field-test these materials and for their invaluable advice: Capitol View Elementary, Challenge Foundation Academy (IN), Community Academy Public Charter School, Lake Lure Classical Academy, Lepanto Elementary School, New Holland Core Knowledge Academy, Paramount School of Excellence, Pioneer Challenge Foundation Academy, PS 26R (the Carteret School), PS 30X (Wilton School), PS 50X (Clara Barton School), PS 96Q, PS 102X (Joseph O. Loretan), PS 104Q (the Bays Water), PS 214K (Michael Friedsam), PS 223Q (Lyndon B. Johnson School), PS 308K (Clara Cardwell), PS 333Q (Goldie Maple Academy), Sequoyah Elementary School, South Shore Charter Public School, Spartanburg Charter School, Steed Elementary School, Thomas Jefferson Classical Academy, Three Oaks Elementary, West Manor Elementary.

And a special thanks to the Pilot Coordinators, Anita Henderson, Yasmin Lugo-Hernandez, and Susan Smith, whose suggestions and day-to-day support to teachers using these materials in their classrooms were critical.

**Design and Graphics Staff**

Kelsie Harman  
Liz Loewenstein  
Bridget Moriarty  
Lauren Pack

**Consulting Project Management Services**

ScribeConcepts.com

**Additional Consulting Services**

Erin Kist  
Carolyn Pinkerton  
Scott Ritchie  
Kelina Summers

## Knowledge 2

### Credits

Every effort has been taken to trace and acknowledge copyrights. The editors tender their apologies for any accidental infringement where copyright has proved untraceable. They would be pleased to insert the appropriate acknowledgment in any subsequent edition of this publication. Trademarks and trade names are shown in this publication for illustrative purposes only and are the property of their respective owners. The references to trademarks and trade names given herein do not affect their validity.

All photographs are used under license from Shutterstock, Inc. unless otherwise noted.

### Writers

Michael L. Ford, Core Knowledge Staff

### Illustrators and Image Sources

Cover: Amplify Learning, Inc.; 3.1: Shutterstock; PP.1: Shutterstock; PP.2: Core Knowledge Staff; DA.1: Shutterstock; DA.2: Shutterstock; DA.3: Shutterstock

Regarding the Shutterstock items listed above, please note: "No person or entity shall falsely represent, expressly or by way of reasonable implication, that the content herein was created by that person or entity, or any person other than the copyright holder(s) of that content."



ISBN 9781643837901



9 781643 837901