Grade 8: Reading Benchmark

Perspective and Point of View

8.R.1.3: Analyze how an author develops and individualizes the perspectives of different characters.

© 2021 Amplify Education, Inc.

These materials are provided solely for licensed users of Amplify ELA Florida Edition. Any further reproduction or distribution of this document or its contents is prohibited.

Benchmark Introduction



Benchmark:

Examine how authors develop individual perspectives for different characters.

Definition of Point of View

Point of view in literature is the way a story is told.

Ask yourself: Who is narrating the story?

Narrative Points of View

First-person: The narrator tells the story through their own eyes, using the pronoun “I.” The narrator is also a character in the story.

Second-person: The narrator tells the story directly to someone—often the reader—using the second-person pronoun “you.”

Third-person: The narrator is not in the story. The narration uses third-person pronouns (“he,” “she,” “they”) to refer to characters.

Definition of Perspective

An attitude toward or way of thinking about something.

Character's Perspective

Authors develop each character's perspective through the description of:

- A character's actions and reactions
- A character's experiences
- What the character says, thinks, or feels

Note: In first-person narration, the narrator is also a character.

Examples of Character's Perspective

- In *Frankenstein*, Victor Frankenstein's perspective regarding his creation is that the monster is inherently grotesque and dangerous.
- The monster, however, has a different perspective. He feels his true nature to be curious and kind, and believes the cruelty of rejection has driven him to commit terrible acts.

Benchmark Skill Routine



How to analyze the development of character's perspective

Identify the narrative point of view.

First-person:
Remember that the narrator is a character with a perspective. Note that other characters are described from the narrator's point of view.

Third-person:
Identify whether the thoughts and feelings of *all* characters are described, or if that is done for only *one* character.

How to analyze the development of character's perspective

Read closely to identify characters' perspectives.

Highlight and annotate concrete details of what the characters do, say, think, and experience.

How to analyze the development of character's perspective

Connect details to analyze characters' perspectives:

What do your details communicate about the characters' understanding and attitudes toward other characters, the setting, and/or events?

Remember

1. Identify the narrative point of view to understand who is describing the characters.
2. Highlight and annotate key details about each character’s actions, words, thoughts, feelings, and experiences.
3. Connect the details to identify each character’s perspective toward other characters, the setting, and events.

Benchmark in Action: Example of how to analyze the development of character's perspective



Get ready to read two passages in *The Princess and The Goblin* by George MacDonald.



1. Open the Library app.



2. Type “The Princess and the Goblin” into the search bar. Click on the title of the book to open it.

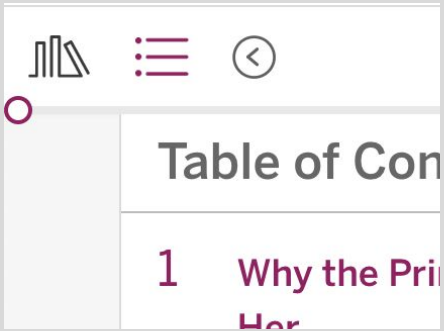

3. Click on the Table of Contents.

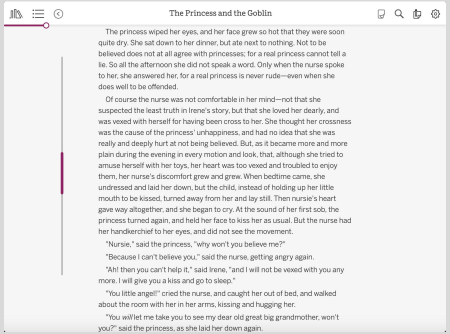

4. Find and go to Chapter 4 “What the Nurse Thought of It.” Read paragraphs 33 and 34.

The Princess and the Goblin

Context for Passage 1

In this passage, Princess Irene and her nursemaid wrestle with their feelings after Irene has had an odd encounter with a woman who claimed to be her great-great-grandmother.

Read paragraphs 33 and 34 in chapter 4 in *The Princess and the Goblin*.

As you read...

- identify the narrative point of view.
- look for concrete details that reveal a character's perspective.
- think about how each character’s perspective affects their understanding and attitude toward other characters, the setting, and events.

Practice Step 1

Identify the narrative point of view.

First-person:

Remember, the narrator is a character with a perspective. Note that other characters are described from the narrator’s point of view.

Third-person:

Identify whether the thoughts and feelings of *all* characters are described, or if that is done for only *one* character.

Practice Step 1 Example:

The text is written using third-person point of view, and the narrator describes each character's thoughts and feelings.

Practice Step 2

Read closely to identify character's perspective.

Highlight and annotate concrete details of what each character does, says, thinks, and experiences.

Practice Step 2

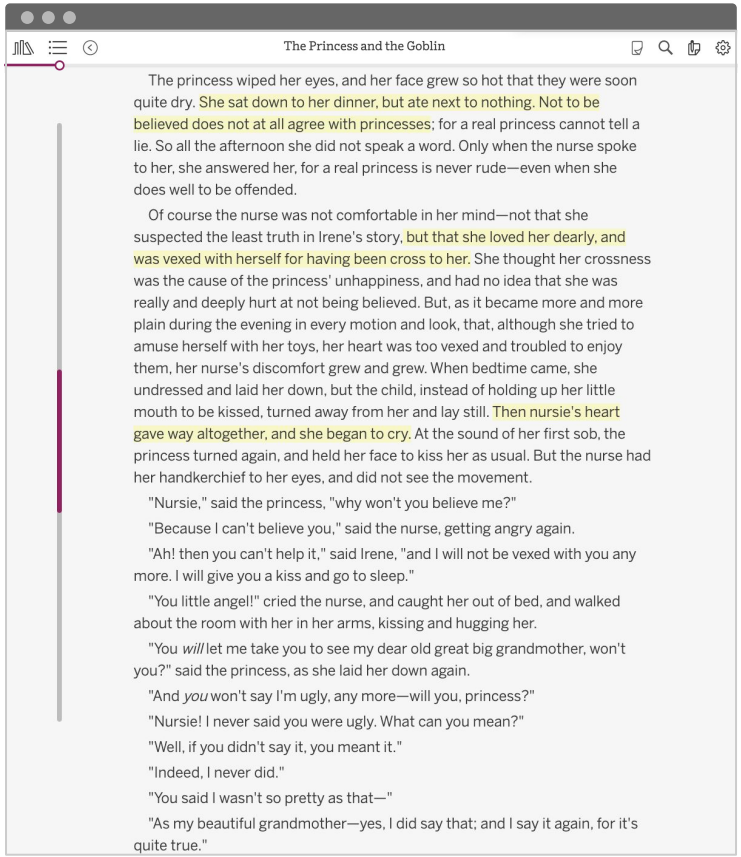

Highlight concrete details of what each character does, says, thinks, and experiences.

Irene:

“She sat down to her dinner, but ate next to nothing.”

“Not to be believed does not at all agree with princesses”

Nurse:

“she loved her dearly, and was vexed with herself for having been cross to her”

“Then nursie's heart gave way altogether, and she began to cry.”

Practice Step 2

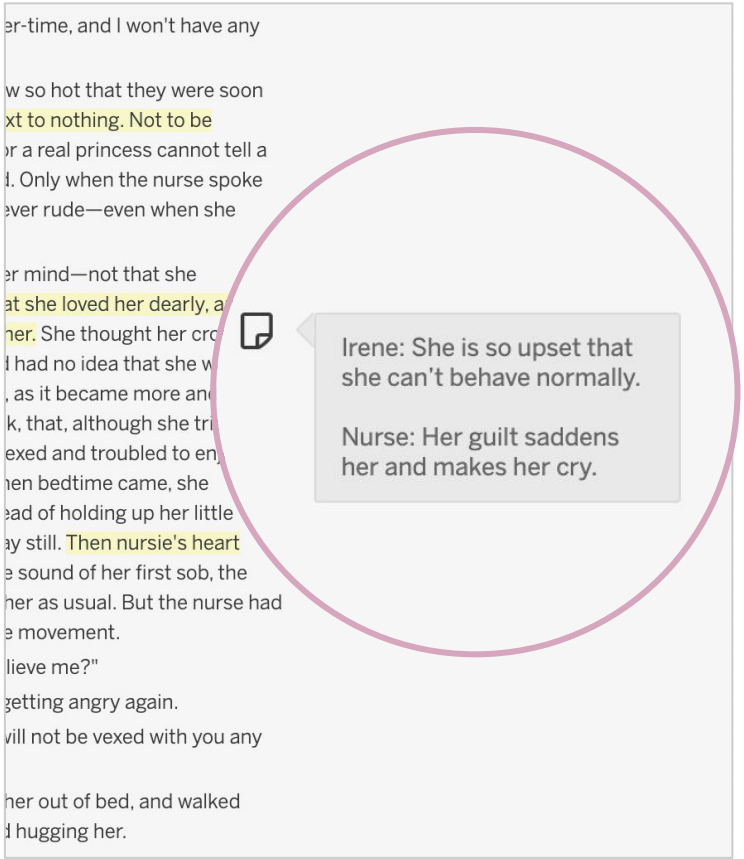

Annotate what the details reveal about each character's feelings and understanding.

- Irene: She is so upset that she can't behave normally.
- Nurse: Her guilt saddens her and makes her cry.

Practice Step 3

Connect details to analyze each character’s perspective:

What do your details reveal about the characters’ understanding and attitudes?

Practice Step 3 Example:

Irene feels hurt because her nurse, whom she loves dearly, doubts her. Her perspective regarding the disagreement is that her nurse should believe her. But the nurse, who loves Irene greatly, is unaware of the source of Irene's pain and believes her own anger is the only reason that Irene is upset.

Remember

1. Identify the narrative point of view to understand who is describing the character.
2. Highlight and annotate key details about each character’s actions, words, thoughts, feelings, and experiences.
3. Connect the details to identify each character’s perspective toward other characters, setting, and events.

Independent Practice



Benchmark:

Examine how authors develop individual perspectives for different characters.

Navigate to Chapter 6 “The Little Miner,” in *The Princess and the Goblin*. Read from paragraph 3, line 8 to the end of paragraph 7.

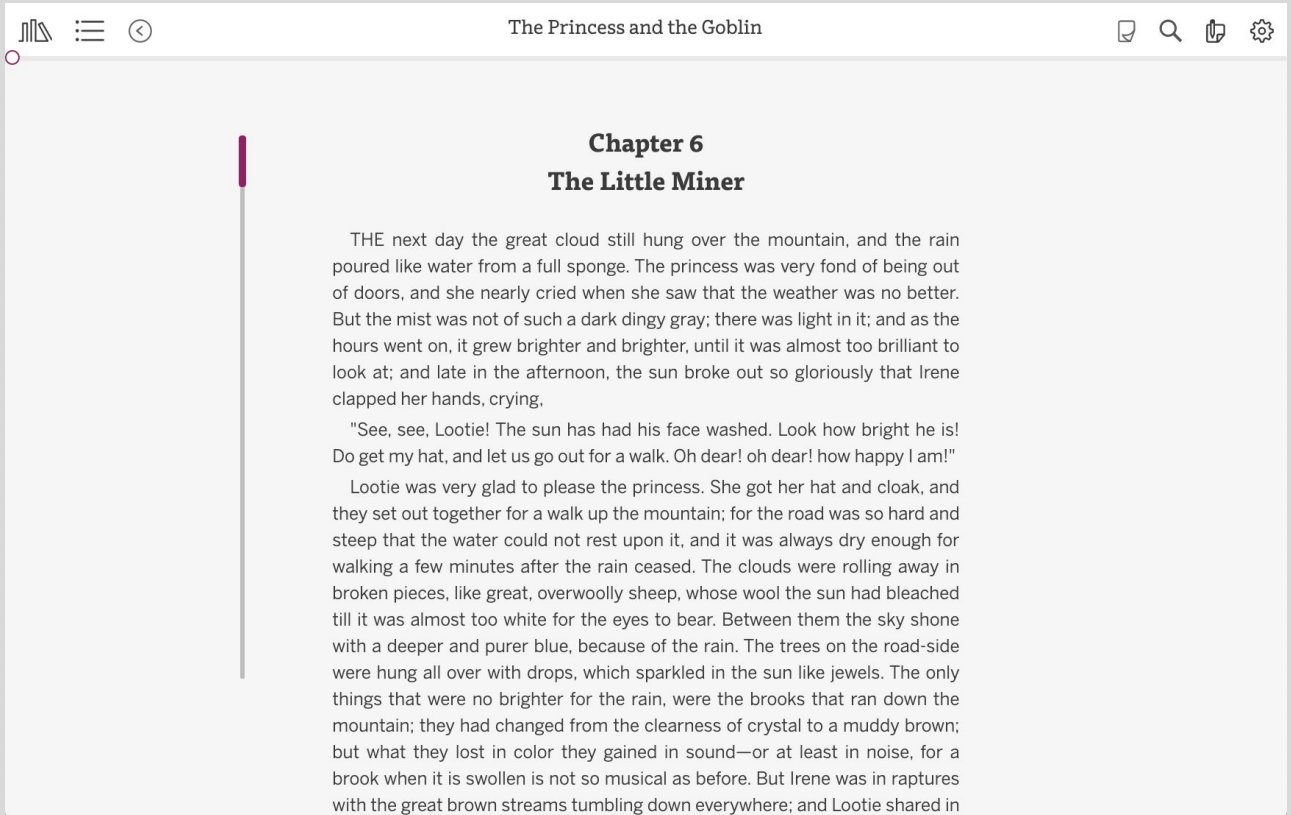

The Princess and the Goblin

Context for Passage 2

Lootie knows that Princess Irene is not permitted to be out after the sun has set—and she knows *why*. But Irene does like to explore...

Practice analyzing the development of character's perspective

Step 1
Identify the narrative point of view to understand who is describing the character.

Step 2
Highlight and annotate key details about the characters' actions, words, thoughts, feelings, and experiences.

Step 3
Connect the details to identify each character's perspective toward other characters, the setting, and events.

Check for Understanding



Share and Discuss

1. What are three or four key details about each character’s actions, words, thoughts, feelings, and experiences?

Share and Discuss

2. What is each character’s perspective toward other characters, settings, or events?