




Summary 7.10

You can sort and organize solid shapes that are alike in a real-object graph.

No triangle faces	
Some triangle faces	

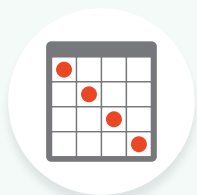
Practice 7.10

Choose from these centers.



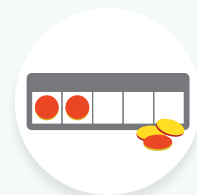
Math Fingers

Make 10



Bingo

Numbers 11-19



5 Frames

Subtract Using
5-Frames

1



Show your thinking.

Solids with
some circle
faces



Solids with
no circle
faces



2

Discuss




- My real-object graph has _____.
- This shape belongs here because _____.


Directions:

1. Organize the shapes by sorting the solid shapes that have some faces shaped like a circle. Make a real-object graph with your sorted solid shapes.
2. Explain to your partner how you sorted your solid shapes into categories.


Spiral Review


3





4





Directions:**3–4.** Write the number that shows how many. Circle the number that shows *more*.