




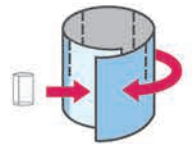
LIGHTBULB OF GLORY



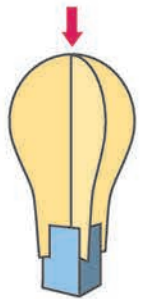
1. Cut along the dotted lines



2. Connect the paper bulbs by sliding them together.



3. Wrap and secure the blue base with tape.



4. Connect the top and bottom pieces by sliding each yellow flap into one of the four blue slots.

