

**Grade 4**

**Unit 3** | **Writer's Journal**

**Contemporary Fiction: Mi Calle, Tu Calle**

**Editable**



# CONTEMPORARY FICTION

WRITER'S JOURNAL

---

THIS BOOK BELONGS TO:

.....

From THE HOUSE ON MANGO STREET. © 1984 by Sandra Cisneros. Published by Vintage Books, a division of Random House, Inc., and in hardcover by Alfred A. Knopf in 1994. By permission of Susan Bergholz Literary Services, New York, NY and Lamy, NM. All rights reserved.

**Notice and Disclaimer:** The agency has developed these learning resources as a contingency option for school districts. These are optional resources intended to assist in the delivery of instructional materials in this time of public health crisis. Feedback will be gathered from educators and organizations across the state and will inform the continuous improvement of subsequent units and editions. School districts and charter schools retain the responsibility to educate their students and should consult with their legal counsel regarding compliance with applicable legal and constitutional requirements and prohibitions.

Given the timeline for development, errors are to be expected. If you find an error, please email us at [texashomelearning@tea.texas.gov](mailto:texashomelearning@tea.texas.gov).

This work is licensed under a Creative Commons Attribution-NonCommercial-ShareAlike 4.0 International License.

You are free:

to Share—to copy, distribute, and transmit the work

to Remix—to adapt the work

Under the following conditions:

**Attribution**—You must attribute any adaptations of the work in the following manner:

This work is based on original works of Amplify Education, Inc. ([amplify.com](https://www.amplify.com)) and the Core Knowledge Foundation ([coreknowledge.org](https://www.coreknowledge.org)) made available under a Creative Commons Attribution-NonCommercial-ShareAlike 4.0 International License. This does not in any way imply endorsement by those authors of this work.

**Noncommercial**—You may not use this work for commercial purposes.

**Share Alike**—If you alter, transform, or build upon this work, you may distribute the resulting work only under the same or similar license to this one.

With the understanding that:

For any reuse or distribution, you must make clear to others the license terms of this work. The best way to do this is with a link to this web page:

<https://creativecommons.org/licenses/by-nc-sa/4.0/>

© 2020 Amplify Education, Inc.  
**amplify.com**

Trademarks and trade names are shown in this book strictly for illustrative and educational purposes and are the property of their respective owners. References herein should not be regarded as affecting the validity of said trademarks and trade names.

# CONTENTS

## LESSONS

Lesson 1 .....	2
Lesson 2.....	10
Lesson 3.....	20
Lesson 4.....	30
Lesson 5.....	36
Lesson 6.....	46
Lesson 7.....	48
Lesson 8.....	56
Lesson 9.....	64
Lesson 10 .....	68
Lesson 11.....	76
Lesson 12 .....	82
Unit Assessment.....	86
Pausing Point .....	94
Glossary.....	105
Creative Space .....	110





# LESSONS

1.1

Name: \_\_\_\_\_

Date: \_\_\_\_\_

 READING

VIGNETTE 1: “THE HOUSE ON MANGO STREET”

Along with your teacher, type each word or phrase that describes the house on Mango Street below.

\_\_\_\_\_

\_\_\_\_\_

\_\_\_\_\_

\_\_\_\_\_

\_\_\_\_\_

\_\_\_\_\_

\_\_\_\_\_

\_\_\_\_\_

\_\_\_\_\_

\_\_\_\_\_

\_\_\_\_\_

\_\_\_\_\_

\_\_\_\_\_

\_\_\_\_\_

\_\_\_\_\_

## 1.2

Name: \_\_\_\_\_

Date: \_\_\_\_\_

 **READING****VIGNETTE 1: "THE HOUSE ON MANGO STREET"**

Underline the words or phrases describing the Imagined House or the Loomis Street flat (your teacher will assign you one of these passages).

Once you have underlined the words or phrases, read them *exactly as written*, as quotes, to your partner. You and your partner should be sitting back to back.

Your partner should then draw exactly what you have read, and annotate their drawing with the words and phrases. For example, if you read "small" and "red," your partner should draw a small, red house and write the words *small* and *red* in quotation marks.

If you are describing the Imagined House, you should go first. If you are describing the Loomis Street flat, you should go second.

By the end of this exercise, you should have either (a) underlined the words about the Imagined House and drawn the Loomis Street flat according to your partner's description, or (b) underlined the words about the Loomis Street flat and drawn the Imagined House according to your partner's description.

Once you are both done, show each other your drawings and check for any details that may have been missed.



Name: \_\_\_\_\_

Date: \_\_\_\_\_

1.2

 **DRAWING****VIGNETTE 1: "THE HOUSE ON MANGO STREET"**

Draw in the space below or on a separate piece of paper.



Don't forget that when you are annotating with words or phrases from the text, you should use quotation marks!

# 1.3

Name: \_\_\_\_\_

Date: \_\_\_\_\_



## WRITING

### VIGNETTE 1: “THE HOUSE ON MANGO STREET”

In the space below, type your descriptions. Type for ten minutes, trying to be as precise and detailed as possible.

---

---

---

---

---

---

---

---

---

---

---

---

---

---

---

---

---

---

---

---

Now look back over your description and add one more detail. You could add verbs or adjectives to make your description clearer.

Name: \_\_\_\_\_

Date: \_\_\_\_\_

# 1.3

---

---

---

---

---

---

---

---

---

---

---

---

---

---

---

---

---

---

---

---

---

---

## 1.3

Name: \_\_\_\_\_

Date: \_\_\_\_\_



## DRAWING

## VIGNETTE 1: "THE HOUSE ON MANGO STREET"

Read your partner's description and draw what your partner has described! Draw in the space below or on a separate piece of paper. Remember: draw only *exactly* what is written on the page. Don't forget to annotate your drawing.



## CORE VOCABULARY

**crumbling—*adj.***, slowly falling apart, usually by breaking into small pieces

**elms—*n.***, a type of tree, usually large

**flat—*n.***, an apartment

**temporary—*adj.***, not lasting a long time, not permanent

**washroom—*n.***, a room, often public, with washing and usually toilet facilities

## LITERARY VOCABULARY

**annotate—**to add notes to a text or drawing to explain it or comment on it

**deduction—**a conclusion or answer arrived at from the evidence

**emphasis—**added stress, or force, to something written

**setting—**the time and place of the story

**vignette—**a short episode, account, or description

**visualization—*n.***, forming images in your mind

## 2.1

Name: \_\_\_\_\_

Date: \_\_\_\_\_



## WRITING

## VIGNETTE 1: "THE HOUSE ON MANGO STREET"

Refer back to Writer's Journal 1.3 and Vignette 1: "The House on Mango Street." You will use the drawings your partner created to gain feedback on your written description and understand how you can make it even better.

Look at the drawing your partner made of your written description. Compare the description to your partner's drawing and see if anything is missing or was drawn differently by your partner.

Ask your partner the questions below, pointing them to the differences or missing parts, and listen carefully to their answers. Type your partner's answers below and then swap.

1. Was there anything in my description that was confusing or that you weren't sure of?

---

---

2. What could have made my description clearer?

---

---

Name: \_\_\_\_\_


Date: \_\_\_\_\_

2.1

Now go back to your original description and type notes for revision, so that:

- Anything confusing is made clearer.
- Anything your partner missed, or drew differently from what you intended, is described clearly.

You may wish to add additional sentences at the bottom, or add in adjectives, or cross out words or sentences and type new ones.



### NOTE TO STUDENT

Did you know you can create new descriptions, or continue to work on these, in the back of your Writer's Journal? There is space for you to explore creative writing.

## 2.2

Name: \_\_\_\_\_

Date: \_\_\_\_\_



## WRITING

## VIGNETTE 1: "THE HOUSE ON MANGO STREET"

Below are a series of words that might be appropriate for how the narrator feels about the different places you described in the previous lesson. Choose the word you think is most appropriate. Fill in the blanks below with the word you have chosen and your evidence from the text. Remember to use quotation marks!

**excited****ashamed****proud****happy****unhappy****disappointed****bored****sad**

## MANGO STREET HOUSE

1. Complete the blanks below to convey how the narrator feels about the house on Mango Street.

I think the most appropriate word to describe the narrator's feelings is:

---

because the vignette says: \_\_\_\_\_

---



Name: \_\_\_\_\_

Date: \_\_\_\_\_

2.2

## IMAGINED HOUSE

2. Complete the blanks below to convey how the narrator feels about the Imagined House.

I think the most appropriate word to describe the narrator's feelings is:

---

because the vignette says: \_\_\_\_\_

---

## LOOMIS STREET FLAT

3. Complete the blanks below to convey how the narrator feels about the Loomis Street flat.

I think the most appropriate word to describe the narrator's feelings is:

---

because the vignette says: \_\_\_\_\_

---

## CHALLENGE!

Can you come up with your own adjectives to describe the narrator's feelings?

---

---

## 2.3

Name: \_\_\_\_\_

Date: \_\_\_\_\_



## GRAPHING

## VIGNETTE 1: "THE HOUSE ON MANGO STREET," VIGNETTE 2: "MY NAME"


Fill in the table below with your teacher. For each place listed, indicate whether the narrator lived there in the past, the present, or would like to live there in the future. Then, place the word you selected in the previous activity indicating the narrator's mood. Finally, add one of the quotes you chose in the previous activity.

	Time	Mood	Quote
Imagined House			
Mango Street House			
Loomis Street Flat			

Name: \_\_\_\_\_

Date: \_\_\_\_\_

# 2.3



## 2.4

Name: \_\_\_\_\_

Date: \_\_\_\_\_



## GRAPHING

## VIGNETTE 2: "MY NAME"

Using the table below, type all of the words and phrases the narrator uses to describe her name in the first paragraph of "My Name." If the word or phrase is positive, place it in the Positive column. If it is negative, place it in the Negative column. Otherwise, place it in the Neutral column. At the end, count how many words or phrases are in each column and show the total in the Total row.

	Positive	Negative	Neutral
Quote			
Total			

Type your answers to the questions below:

1. What is Esperanza describing in paragraphs 2, 3, 4?

---



---



---

2. Did her great-grandmother have a happy life or a sad life?

---

Name: \_\_\_\_\_

Date: \_\_\_\_\_

3. Can you provide evidence from the text that backs your answer above?

---

---

---

4. Does Esperanza want the same life as her great-grandmother?

---

---

---

5. Can you provide a quote from the text as evidence for your last answer?

---

---

---

6. What would Esperanza most like to be called?

---

7. Would she feel happy if she were called Zeze the X?

---

## 2.5

Name: \_\_\_\_\_

Date: \_\_\_\_\_



## GRAPHING

## VIGNETTE 2: "MY NAME"

Name/Person	Time	Mood (least positive to most positive)	Quote to show mood
Great- Grandmother (old Esperanza)	Past		<i>"sit their sadness on an elbow"</i> <i>"I don't want to inherit her place by the window"</i>
	Present		(You do not need to place a quote here)
	Future?		

## VOCABULARY FOR MY NAME

### READING VOCABULARY

**aspiration—*n.***, the hope of achieving something

**baptize—*v.***, perform a Christian ceremony through which people are named

**chandelier—*n.***, a lamp that hangs from the ceiling

**Chinese year of the horse—*idiom***, the Chinese have a twelve-year cycle where each year is named after an animal

**fancy—*adj.***, nice and probably expensive

**records—*n.***, flat discs that store music and can be played aloud

**sobbing—*adj.***, crying a lot

### LITERARY VOCABULARY

**character**—the qualities and personality of someone in the book

**theme**—a key subject or idea, usually seen repeatedly in the text

# 3.1

Name: \_\_\_\_\_

Date: \_\_\_\_\_

## READING

### VIGNETTE 1: "THE HOUSE ON MANGO STREET"

1. Who are the characters in this scene?

---

---

---

---






Name: \_\_\_\_\_

Date: \_\_\_\_\_

2. Type vertical lines to mark the dialogue in the paragraphs below (when something is being said out loud).



Once when we were living on Loomis, a nun from my school passed by and saw me playing out front . . .

Where do you live? she asked.

There, I said pointing up to the third floor.

You live *there*?

*There*. I had to look to where she pointed—the third floor, the paint peeling, wooden bars Papa had nailed on the windows so we wouldn't fall out. You live *there*? The way she said it made me feel like nothing. *There*. I lived *there*. I nodded.

3. Now go back and type curly braces to mark any action in the scene—anything that is carried out by Esperanza or the nun.

## 3.2

Name: \_\_\_\_\_

Date: \_\_\_\_\_

 ACTING**VIGNETTE 1: "THE HOUSE ON MANGO STREET"**

In your groups of three, one of you will be the director, and the other two will play Esperanza and the nun.

The director's job is to make sure the scene is accurately showing what happens and how the different characters talk to each other and feel. The director has to concentrate hard on the text, listen to the actors, and give them feedback.

The actors have to make the audience believe they *are* the nun and Esperanza!

Read and think about the specific questions below to prepare for your role.

**As the nun, think about:**

- How would the nun walk?
- How might the way she said "Where do you live?" *before* she knew where Esperanza lived be different from the way she said "You live *there*?"
- What look might she have on her face in different parts of the conversation?

**As Esperanza, think about:**

- How would Esperanza look when she is playing before the nun shows up?
- How might her feelings change as she talks to the nun?
- What might her facial expressions be in different parts of the conversation?

Name: \_\_\_\_\_

Date: \_\_\_\_\_

3.2

**As the director, think about:**

- Are the characters standing or sitting? Where are they looking? Where are they pointing?
- How do they emphasize their words?
- How does what one character says change what the other character says or feels?

**When listening as an audience, think about:**

- How did the actors show the emotions of the characters?
- Were they following the text? Did they look and point in the right places?
- Look at the actors' facial expressions. How do they change throughout the scene? Look at the sentences below.

**NOTE TO STUDENT**

Sometimes actors spend weeks rehearsing just one line and making sure that they portray the feelings and ideas of their characters perfectly!

## 3.3

Name: \_\_\_\_\_

Date: \_\_\_\_\_



## WRITING

## VIGNETTE 1: "THE HOUSE ON MANGO STREET"

You are now going to write an opinion statement. Writing an opinion means that you state your opinion in answer to a question, then use evidence from the text to back up that opinion.

The question you will answer is:

**How did Esperanza's mood change through the scene with the nun?**

You may wish to start your sentence with the following:

*I think Esperanza's mood went from \_\_\_\_ to \_\_\_\_ in this scene.*

For example you might say:

*I think Esperanza's mood went from miserable to ecstatic. I think that because in the third paragraph she says she is grinning and jumping around, and you only do that when you are very happy or ecstatic.*

As you write your opinion think about the following questions:

1. Are there any clues in the text about how Esperanza felt before the nun arrived?
2. Do we think Esperanza felt the same after the nun's first question as her second question?

Remember to use quotes from the text and to explain what you think those quotes mean.

---

---

---

Name: \_\_\_\_\_

Date: \_\_\_\_\_

# 3.3

---

---

---

---

---

---

---

---

---

---

---

---

---

---

---

---

---

---

---

---

---

---

---

---

## 3.4

Name: \_\_\_\_\_

Date: \_\_\_\_\_



## WRITING

## VIGNETTE 1: "THE HOUSE ON MANGO STREET"

You will now rewrite the scene between Esperanza and the nun, imagining that Esperanza is now called Zeze the X and that the nun can see the real her.

How would Esperanza behave differently if she had the name Zeze the X and if she were behaving like the real her? What would she say? How would the nun respond?

Remember that details are very important when you create scenes. Think back to your description writing from Lessons 1 and 2 and the feedback you received. Think about how to use the feedback you received into this description.

You can always look back to the text for clues about the characters and what they may have wanted to happen.

---

---

---

---

---

---

---

---

---

---

Name: \_\_\_\_\_

Date: \_\_\_\_\_

3.4

---



---



---



---



---



---



---



---



---



---



---



### NOTE TO STUDENT

You might want to think about the following questions as you write:

- What was Zeze the X wearing?
- Who spoke first?
- What did they say?
- How did Zeze the X feel at the end of the conversation?

VOCABULARY FOR

# THE HOUSE ON MANGO STREET

## LITERARY VOCABULARY

**perception**—the way something is seen. People can have different perceptions of the same event

**scene**—the place where an event happens or a sequence of action in a movie, play, or book



# 4.1

Name: \_\_\_\_\_

Date: \_\_\_\_\_

## READING

### VIGNETTE 3: "A SMART COOKIE"

Scroll back to the vignette at the beginning of the lesson, typing quotation marks around all the dialogue. Remember to close quotation marks when the person has finished speaking.

---

---

---

---

---

---

---

---



#### NOTE TO STUDENT

Dialogue is the words someone says aloud to someone else.



#### NOTE TO STUDENT

*Comadres* is a Spanish word that means "female friends."

Name: \_\_\_\_\_

Date: \_\_\_\_\_

4.2

 **ACTING****VIGNETTE 3: "A SMART COOKIE"**

Today you will work in pairs. One of you will be the actor playing Esperanza's mother, and the other will be the director. Don't worry about Esperanza.

The actor should pay close attention to:

- The mother's emotions at different times. How does the mother feel when she is speaking these lines? How can you convey that with your tone and your facial expressions?
- What kind of person is the mother, and how does that affect how she moves and speaks?

The director should pay close attention to the mother's actions, such as:

- Where is the mother looking?
- At what is she pointing?
- What is she doing?

As the director, you may wish to help the actor by gently moving their hands and arms to where you think they should be pointing.

**NOTE TO STUDENT**

Remember the poems we read on sarcasm and tone? Look for the same clues here to figure out how to speak the lines.

# 4.3

Name: \_\_\_\_\_

Date: \_\_\_\_\_



## WRITING

### VIGNETTE 3: "A SMART COOKIE"

Think about whether other people’s views are holding you back or whether they make you want to work harder and do more.

In the space below, type how you think you respond to other people’s opinions and whether you would like that to change.

---

---

---

---

---

---

---

---

---

---

---

---

---

---

---

---

---

---

---

---

---

---

---

---

---

---

---

---

---

---

---

---

---

---

---

---

---

---

---

---

---

---

---

---

---

---

---



### NOTE TO STUDENT

Esperanza's mother wants Esperanza to do well and learn from her (the mother's) mistakes. You may wish to have a conversation with a loved one tonight about the vignette you just read. Tell that person about your hopes for the future and ask advice about how to achieve your dreams.

VOCABULARY FOR

“A SMART COOKIE”

CORE VOCABULARY

**Madame Butterfly—n.**, a famous opera in which the title character falls in love with a man who betrays her

**opera—n.**, a musical performance in which all the words are sung

**rosebuds—n.**, small young roses before they become full flowers

**smart cookie—idiom**, clever person

**velvety—adj.**, like velvet, a soft, expensive fabric

## 5.1

Name: \_\_\_\_\_

Date: \_\_\_\_\_



## WRITING

Some of the phrases below are metaphors and some are similes.  
For each:

1) Type the meaning of the phrase.

2) Type whether the phrase is an example of a metaphor or a simile.

The first has been completed for you.

1. I have the appetite of a bear in the spring.

Meaning: I am very hungry.

Type of figurative meaning: metaphor

2. The stars look like diamonds in the sky.

Meaning: \_\_\_\_\_

Type of figurative language: \_\_\_\_\_

3. I am a cheetah running down the soccer field.

Meaning: \_\_\_\_\_

Type of figurative language: \_\_\_\_\_

4. The clouds are like marshmallows in the sky.

Meaning: \_\_\_\_\_

Type of figurative language: \_\_\_\_\_

Name: \_\_\_\_\_

Date: \_\_\_\_\_

5. Yesterday's homework was a breeze.

Meaning: \_\_\_\_\_

Type of figurative language: \_\_\_\_\_

6. He cried like a baby.

Meaning: \_\_\_\_\_

Type of figurative language: \_\_\_\_\_

### CHALLENGE!

IF YOU FINISH WITH TIME REMAINING, CAN YOU CREATE YOUR OWN SIMILE OR METAPHOR ABOUT AN OBJECT IN THE CLASSROOM?

---

---

---

---

---

## 5.2

Name: \_\_\_\_\_

Date: \_\_\_\_\_



## WRITING

Look at the sentences below. They are examples of personification. Just as in the example, type what is being personified and the human characteristic or action the object is being given.

*Example:*

Windows so small you'd think they were holding their breath.

Personified: *windows* \_\_\_\_\_

Human characteristic: *holding their breath* \_\_\_\_\_

1. The sun glared down at them.

Personified: \_\_\_\_\_

Human characteristic: \_\_\_\_\_

2. The wind danced through the streets.

Personified: \_\_\_\_\_

Human characteristic: \_\_\_\_\_

3. The phone woke up and rang loudly.

Personified: \_\_\_\_\_

Human characteristic: \_\_\_\_\_

4. The house was depressed and lonely.

Personified: \_\_\_\_\_

Human characteristic: \_\_\_\_\_



Name: \_\_\_\_\_

Date: \_\_\_\_\_



## GRAPHING

**VIGNETTE 2: "MY NAME"**

Working in your pair, look at the chart below and type the ways in which you think the chandelier's description compares with the great-grandmother's. For example, under "Great-Grandmother" and next to "A chandelier is an object," type in what way the great-grandmother might be like an object. Remember to use evidence from the text!

<b>Great-Grandmother</b>	<b>Chandelier</b>
<i>"threw a sack over her head"</i>	Chandeliers can be moved by being wrapped in a sack, just as the great-grandmother was carried with a sack thrown over her head.
	A chandelier is an object.
	A chandelier is "fancy."
	We use chandeliers to provide light and to make our rooms look pretty.

## 5.4

Name: \_\_\_\_\_

Date: \_\_\_\_\_



# GRAPHING

**VIGNETTE 2: "MY NAME"**

Complete the chart below for the phrase you have been assigned.

<b>Phrase: "Sit their sadness on an elbow"</b>	
What type of figurative language?	
Thinking about the phrase "sitting on an elbow." What does that look like? Where would the person's weight be?	
Now think about the phrase "sitting your sadness on an elbow." How might people sitting that way look? Would their shoulders be hunched or straight? Would they look down, up, or straight ahead? Would they be frowning, smiling, or something else? Describe how such a person would look.	
<p>Close your eyes and imagine where the person is. Is that person in a room or outside? What is the person sitting on and looking at?</p> <p>Hint: Look at the last words in this paragraph. Does that give you clues about where the great-grandmother might have been and where she would have been looking?</p>	

Name: \_\_\_\_\_

Date: \_\_\_\_\_

## 5.4

## VIGNETTE 3: "A SMART COOKIE"

**Phrase:** "She used to draw when she had time. Now she draws with a needle and thread, little knotted rosebuds, tulips made of silk thread."

What type of figurative language?	
What is the literal activity Esperanza is referring to?	
Why would someone draw rosebuds and tulips with a needle and thread? Hint: Women used to sometimes have jobs as "seamstresses" to earn money. Seamstresses sewed things.	
In the next sentence Esperanza says her mother would do other things if she had free time. What might that mean?	

Once you have finished your notes, turn to your partner and explain your answers. When your partner is explaining, listen attentively.



## NOTE TO STUDENT

If you haven't understood something or have additional ideas, wait until your partner is finished to ask your questions. Your partner will do the same for you!

## 5.5

Name: \_\_\_\_\_

Date: \_\_\_\_\_



GRAPHING

+



WRITING

In this activity you will start working on your own stories of aspiration! You will continue working on these stories tomorrow and next week.

First, decide whether you want to write nonfiction or fiction. If you write nonfiction, the story will be about you and your real aspirations. If you write fiction it can still be about you, but you will invent things about your life, your aspirations, and your actions. You can also write about someone completely different if you choose fiction.

Now decide what your, or your character's, aspirations are! What do you or your character want from life that is different from today?

Your story will tell us what you or your character's aspirations are and how you or your character works to achieve them.

Today you will write the first chapter with the setting and the first encounter with another person. This is just like the first vignette you read, "The House on Mango Street." You may wish to reread that vignette for help.

First you should plan your chapter. Fill in the following table.

The character's aspirations	<i>e.g., He wanted to be a soccer player.</i>
Setting (Remember to put in lots of details!)	

Name: \_\_\_\_\_

Date: \_\_\_\_\_

## 5.5

People the character met	<i>e.g., a soccer coach</i>
Sensory details: What the character saw/heard/touched/smelled/tasted	
Dialogue: What the character said to the person they met, how the person responded	
What the character felt/thought/learned because of the conversation How this links to their aspirations	
Optional: Figurative language you would like to include (a metaphor or a simile)	

Use the pages in the back of this writing journal to begin writing your story of aspiration.

## LITERARY VOCABULARY

**figurative language**—words or phrases that mean more than their dictionary definition; similes and metaphors are two examples of figurative language

**metaphor**—a comparison that does not use the words *like* or *as*

**personification**—describing non-human things as if they had human qualities

**simile**—a comparison using the words *like* or *as*



Name: \_\_\_\_\_

Date: \_\_\_\_\_

# 6.1

---

---

---

---

---

---

---

---

---

---

---

---

---

---

---

---

---

---

---

---

---

---

---

---

If you need more room, turn to the Creative Space pages at the end.



## 7.1

Name: \_\_\_\_\_

Date: \_\_\_\_\_

 GRAPHING

## VIGNETTE 4: "OUR GOOD DAY"

The table on the next page shows personal pronouns used in the first few paragraphs of "Our Good Day." The first column indicates in which paragraph each pronoun is found. Read the text, and in the third column name the character the pronoun refers to.

In the final column, find and type a quote from the text that helped you identify the character (hint: it may not be the same sentence that uses the pronoun).



## NOTE TO STUDENT

Did you know that hundreds of years ago English used to have different words for *you* depending on whether it was singular or plural? *You* was the plural (for talking to many people). *Thou* and *thee* were used for talking to a single person. English is one of the only languages that does not have a different singular and plural word for *you*. Do you think that can be confusing?

## 7.1

Name: \_\_\_\_\_

Date: \_\_\_\_\_

Paragraph	Pronoun
1	<i>You</i> in “If you give” <i>Me</i> in “little one tells me”
1	<i>Me</i> in “me five dollars” <i>I</i> in “I will be your friend forever”
4	<i>She</i> in “She is trying to get somebody to chip in”
4	<i>They</i> from “they already have ten dollars”
7	<i>Them</i> in “But I like them” <i>They</i> in “They are wearing shiny Sunday shoes”
7	<i>Her</i> and <i>she</i> in “I like her even though she lets the little one do all the talking”

Name: \_\_\_\_\_

Date: \_\_\_\_\_

7.1

Character	Record the sentence that helped you identify this character
<i>Esperanza</i>	<i>"that's what the little one tells me"</i>

# 7.1

Name: \_\_\_\_\_

Date: \_\_\_\_\_

## READING

### VIGNETTE 4: "OUR GOOD DAY"

1. The first sentence of the vignette introduces a character without using her name and without using quotation marks to show dialogue:

*If you give me five dollars, I will be your friend forever. That's what the little one tells me.*

The author could have written:

*"If you give me five dollars I will be your friend forever," said Rachel.*

Why do you think the author introduced this character without first using her name?

---

---


---

---

Name: \_\_\_\_\_

Date: \_\_\_\_\_

2. Read the following passage from the text:



We come from Texas, Lucy says and grins. Her  
was born here, but me I'm Texas.

You mean *she*, I say.

No, I'm from Texas, and doesn't get it.

Esperanza comments that she "doesn't get it." Whom is Esperanza referring to?

---

3. What doesn't she "get"?

---

---

## 7.2

Name: \_\_\_\_\_

Date: \_\_\_\_\_

 GRAPHING

## VIGNETTE 4: "OUR GOOD DAY"

With your partner, complete the following chart. Remember to use evidence from the text.

Character Name	How does Esperanza feel about this character?
1. Rachel	
2. Cathy	
3. Lucy	



VOCABULARY FOR  
“OUR GOOD DAY”

READING VOCABULARY

**chip in—idiom**, contribute, help out

**complicated—adj.**, difficult to explain

**crooked—adj.**, not straight

**especially—adv.**, particularly

LITERARY VOCABULARY

**personal pronoun**—shows the person or people speaking, being spoken to, or being spoken about without naming that person or people



Name: \_\_\_\_\_

Date: \_\_\_\_\_

 **GRAPHING****VIGNETTE 5: "THOSE WHO DON'T"**

Read the vignette "Those Who Don't" again. In pairs, fill in the table below to show who the characters mentioned in this vignette are and what we know about them.

<b>What other people see</b>	<b>What Esperanza's community knows</b>



## 8.2

Name: \_\_\_\_\_

Date: \_\_\_\_\_



## WRITING

## VIGNETTE 5: "THOSE WHO DON'T"

Working individually, you will each create three characters just like the three men people see when they drive through Esperanza's neighborhood. But this time it is Esperanza who sees those characters as she is driving through another neighborhood.

First you should imagine how those characters look to Esperanza. Fill in the table. Remember, the more details the better!

	<b>What do they look like?</b>	<b>What are they wearing?</b>
Character 1		
Character 2		
Character 3		

Name: \_\_\_\_\_

Date: \_\_\_\_\_

You may wish to use the following questions to help you.

For what they look like:

- Are the characters tall or short or a medium height?
- What color hair and eyes do they have?
- How are they standing or sitting? Are they using objects—a book, or a hammer, or a chess set, or something else?
- Where are they looking? At Esperanza? At one another? Somewhere else?
- What are their facial expressions?

For what they are wearing:

- Are they wearing shoes? What kind of shoes? Are they dirty or clean? What color are they?
- Are they wearing trousers, or skirts, or something else? Are their clothes new or old, cheap or expensive? How can you tell?
- Do they have hats on? If they do, what does that change about how their faces look?
- How about jewelry? If they are wearing jewelry, is it big and flashy, or small and less obvious?

Try to make your characters different from each other. But remember they are all in the same community.

## 8.2

Name: \_\_\_\_\_

Date: \_\_\_\_\_



## WRITING

## VIGNETTE 5: "THOSE WHO DON'T"

Now trade character descriptions with your partner. Read each other's descriptions and ask questions if anything is unclear.

You are now going to take the characters your partner described as they appear to Esperanza, and decide what the reality is. You may wish to reread the second paragraph of "Those Who Don't" to help you.

First decide characters' names and what they do for a living. Then think of other facts about them that Esperanza wouldn't realize as she drives past them on the street. Type those into your table.

<b>My partner's characters</b>	<b>Their names</b>	<b>Their jobs</b>	<b>Other facts about them</b>
Character 1			
Character 2			
Character 3			

## 8.2

Name: \_\_\_\_\_

Date: \_\_\_\_\_

When Esperanza drives past, the car windows are rolled up tight so she can't hear anything. Imagine a conversation among the three characters. Maybe they're talking about a movie they'd like to see. Maybe they're discussing what a nice person Esperanza looks like. Maybe they're discussing something completely different. Type the conversation in the space that follows.

When you have finished, show your partner your scenes and discuss why you made the choices you did.

---



---



---



---



---



---



---



---



---



---



---



---

VOCABULARY FOR  
“THOSE WHO DON’T”

READING VOCABULARY

**dumb—*adj.***, stupid

**straw brim—*n.***, a straw hat with a band that casts shade on the face

## 9.1

Name: \_\_\_\_\_

Date: \_\_\_\_\_

 **READING**

1. There are three similes in the passage on the previous page. Can you type them all down?

---

---

---

2. As a class, work on what these similes might mean.

<b>The simile</b>	<b>How this might relate to music</b>

Name: \_\_\_\_\_

Date: \_\_\_\_\_

9.2

 **WRITING****VIGNETTE 6: "GIL'S FURNITURE BOUGHT & SOLD"**

Esperanza has talked about the "real" her—the one no one else sees. But what about the "real" Gil? Think about how the events with the music box might have seemed through Gil's eyes.

Type a short description of the events in the excerpt you marked but type as Gil in the first person (so when you say *I*, you mean Gil, not Esperanza).

Use the actions and the dialogue you marked in the previous activity and make sure that exactly the same actions and dialogue occur now. But instead of knowing how Esperanza thinks, tell us what Gil thinks!

---

---

---

---

---

---

---

---

---

---

---

---

---

---

---

---

---

VOCABULARY FOR

## “GIL’S FURNITURE BOUGHT & SOLD”

### CORE VOCABULARY

**ballerina—*n., fem.***, a kind of professional dancer

**brass—*n.***, a shiny metal that is quite expensive and heavy

**marimbas—*n.***, a musical instrument, similar to a xylophone, that you hit in different places to get different musical notes



## 10.1

Name: \_\_\_\_\_

Date: \_\_\_\_\_


**READING**
**VIGNETTE 7: "THE THREE SISTERS"**

Reread "The Three Sisters".

Find each piece of dialogue and type it in the left-hand column of the table on the next page. Remember you need to read the text closely since dialogue is not indicated by quotation marks.

In the right-hand column, name which of the characters (the three sisters or Esperanza) piece of dialogue. Sometimes it may be all the sisters speaking, or we may not know. For an unknown speaker, type "Unknown."

You can refer to the three sisters as "Cat-eyed," "Porcelain hands," and "Tin laughter."

Although the vignette doesn't use quotation marks, you should. Place all dialogue in the left-hand column in quotation marks.

<b>Dialogue</b>	<b>Sister</b>

Name: \_\_\_\_\_

Date: \_\_\_\_\_

## 10.1

Dialogue	Sister

## 10.2

Name: \_\_\_\_\_

Date: \_\_\_\_\_

 **READING****VIGNETTE 7: "THE THREE SISTERS"**

Complete the questions below.

1. Esperanza says, "I felt ashamed for having made such a selfish wish." What do you think Esperanza's wish was? Find clues in the text to back up your answer, and make sure you put lines from the text in quotation marks.

---

---

---

2. One of the sisters says "A circle, understand?" Which sister says this?

---

3. What do you think she meant by "a circle"?

---

---

4. What quotes in the text back up your answer?

---

---

---

Name: \_\_\_\_\_

Date: \_\_\_\_\_



## WRITING

**VIGNETTE 7: "THE THREE SISTERS"**

Think about what you read in "The Three Sisters."

In Lesson 5 you began a story of aspiration. You will continue that story today with a new chapter or vignette.

You will introduce your character to new people who may be from the same community or somewhere else. Those new people should make your character consider their aspirations in a new way.

You should start to plan and write your chapter now and continue to work on it tonight. You will write a concluding chapter tomorrow.

1. First, fill in the table below:

<b>Character's name from your aspiration story in Lesson 5</b>	<b>New characters that they will meet</b>

2. Now think about:

- Where the new characters met your character
- What they look like, sound like, how they are dressed
- What they say to your character
- How your character responds
- What your character thinks about their aspirations before meeting these new people, and how those aspirations change

# 10.3

Name: \_\_\_\_\_

Date: \_\_\_\_\_

3. Now begin typing below:

---

---

---

---

---

---

---

---

---

---

---

---

---

---

---

---

---

---

---

---

---

---

---

Name: \_\_\_\_\_

Date: \_\_\_\_\_

# 10.3

---

---

---

---

---

---

---

---

---

---

---

---

---

---

---

---

---

---

---

---

---

---

---

---

---

VOCABULARY FOR  
“THE THREE SISTERS”

CORE VOCABULARY

**barely—adv.**, only just; almost not.

**cinnamon—n.**, a kind of spice

**porcelain—n.**, almost transparent china; it can have “veins” a little bit like the hands of an elderly person

**satin—n.**, a smooth, shiny fabric

**selfish—adj.**, only thinking about oneself

# 11.1

Name: \_\_\_\_\_

Date: \_\_\_\_\_

## READING

### VIGNETTE 1: "THE HOUSE ON MANGO STREET"

Look again at the first vignette you read and answer the following questions.

1. What did Esperanza say she wanted (her "aspiration") in the first vignette you read, "The House on Mango Street"? Remember to use quotes.

---

---

---

2. Whom did Esperanza meet? Give a quote from the text about how that meeting made Esperanza feel.

---

---

---

3. What did we discover through the interaction with the nun about why Esperanza had aspirations?

---

---

---



Name: \_\_\_\_\_

Date: \_\_\_\_\_

11.1

**VIGNETTE 4: "OUR GOOD DAY"**

Now look at Vignette 4: "Our Good Day."

4. Whom did Esperanza meet for the first time in this vignette?

---

---

---

5. By the end of this vignette, what was Esperanza's relationship with Rachel and Lucy?

---

---

---

6. In "The House on Mango Street" and other vignettes we looked at Esperanza's aspirations. We discovered that Esperanza wanted a different life and was not happy with the one she had. What did this vignette show that was different?

---

---

---

# 11.1

Name: \_\_\_\_\_

Date: \_\_\_\_\_

## VIGNETTE 5: "THOSE WHO DON'T"

7. In the vignette "Those Who Don't" Esperanza talked about people outside her community. How did people outside her community feel when they drove through Mango Street? Use a quote.

---

---

---

8. How did Esperanza feel about other communities when she drove through them?

---

---

---

9. In the first vignette, "The House on Mango Street," we discovered that Esperanza wanted people to have a different perception of her. In this vignette, what does Esperanza understand about the link between her own perceptions of others and others' perceptions of her?

---

---

---

Name: \_\_\_\_\_

Date: \_\_\_\_\_

11.1

**VIGNETTE 6: "GIL'S FURNITURE BOUGHT AND SOLD"**

10. At the beginning of "Gil's Furniture Bought & Sold," how did Esperanza feel about the old man?

---

---

---

11. By the end of the vignette, Esperanza had heard the music in the music box. She understood something about the old man that she hadn't understood before. She called Nenny "stupider" for not realizing this. Do you remember what Esperanza realized?

---

---

---

**NOTE TO STUDENT**

You can look at your previous work to help you answer.

## 11.2

Name: \_\_\_\_\_

Date: \_\_\_\_\_



# GRAPHING

VIGNETTE 1: "THE HOUSE ON MANGO STREET," VIGNETTE 4: "OUR GOOD DAY," VIGNETTE 5: "THOSE WHO DON'T,"  
VIGNETTE 6: "GIL'S FURNITURE BOUGHT & SOLD"

With your teacher complete the table below.

Vignette	Major interactions	How the interaction changes Ezperanza
"The House on Mango Street"		
"Our Good Day"		
"Those Who Don't"		
"Gil's Furniture Bought & Sold"		

Name: \_\_\_\_\_

Date: \_\_\_\_\_

**11.2**

1. Do you think Esperanza's empathy grows, shrinks, or stays the same throughout the vignettes? Explain your answer with examples from the vignettes.

---

---

---

---

---

---

VOCABULARY FOR

# “MANGO SAYS GOODBYE SOMETIMES”

## CORE VOCABULARY

**marched—v.**, walked fast and with purpose

**trudged—v.**, walked with heavy steps

# 12.1

Name: \_\_\_\_\_

Date: \_\_\_\_\_



## PLANNING YOUR CONCLUSION

Today you will write a conclusion to your story of aspiration. You may wish to think about the following questions from *The House on Mango Street* as you work:

Does your character have empathy? Has that changed through the story?

Have your character's aspirations changed? Or maybe, like Esperanza, your character has the same aspirations, but they now include concern for others as well as for the main character.

What happens to your character?

Does your character achieve their aspirations?

Have your character's aspirations changed?

Does your character develop empathy for others? How has this changed?

Is there anything from your first or second chapter that you'd like to refer to again?

---

---

---

---

---

---

---

---

---

---

Name: \_\_\_\_\_

Date: \_\_\_\_\_

# 12.2



## WRITING

---

---

---

---

---

---

---

---

---

---

---

---

---

---

---

---

---

---

---

---

---

---

---

---



# 12.2

Name: \_\_\_\_\_

Date: \_\_\_\_\_



## WRITING

---

---

---

---

---

---

---

---

---

---

---

---

---

---

---

---

---

---

---

---

---

---

---

---

Name: \_\_\_\_\_

12.2

Date: \_\_\_\_\_



# WRITING

---

---

---

---

---

---

---

---

---

---

---

---

---

---

---

---

---

---

---

---

---

---

---

---

---

---

Name: \_\_\_\_\_

Date: \_\_\_\_\_

# READING

## VIGNETTE 10: "A RICE SANDWICH"

Please answer questions in complete sentences and use evidence from the text to back up your answer. If possible, quote directly from the text, showing quotation marks.

1. Look at the three excerpts from this vignette below. Underneath each excerpt type who is speaking, and in one sentence summarize what is happening in the excerpt.
  - a. "You kids just like to invent more work for me."

The person speaking: \_\_\_\_\_

Summary: \_\_\_\_\_

\_\_\_\_\_

\_\_\_\_\_

Name: \_\_\_\_\_

Date: \_\_\_\_\_

- b. "Everyday at noon my chair would be empty. Where is my favorite daughter you would cry, and when I came home finally at three p.m. you would appreciate me."

The person speaking: \_\_\_\_\_

Summary: \_\_\_\_\_

---

---

- c. "Okay, okay, my mother says after three days of this."

The person speaking: \_\_\_\_\_

Summary: \_\_\_\_\_

---

---

2. In the letter to Sister Superior, Esperanza's mother writes something that is incorrect English. What does she say that is incorrect?

---

---

---

Name: \_\_\_\_\_

Date: \_\_\_\_\_

3. In this vignette Esperanza has a discussion with Sister Superior. Read that discussion in the last four paragraphs of the vignette.

a. What are the similarities between this discussion and the conversation between Esperanza and the nun in the first vignette you read, "The House on Mango Street"? You may refer back to the original text to help you.

---

---

b. What are the differences between this discussion and the conversation between Esperanza and the nun in the first vignette you read, "The House on Mango Street"? You may refer back to the original text to help you.

---

---

4. What does Esperanza want in this vignette?

---

---

---

Name: \_\_\_\_\_

Date: \_\_\_\_\_

5. Does she achieve her aspiration?

---

---

6. There is a common saying, "The grass is always greener on the other side of the fence." What do you think this saying might mean? How does it apply to the vignette you just read?

---

---

---

---

Name: \_\_\_\_\_

Date: \_\_\_\_\_



## WRITING

### VIGNETTE 10: "A RICE SANDWICH"

Read the excerpt from "A Rice Sandwich" below. After reading, type vertical lines to mark all the dialogue in the excerpt. Type curly braces to mark all the personal pronouns.

Mondays or Fridays, it doesn't matter, mornings always go by slow and this day especially. But lunchtime came finally and I got to get in line with the stay-at-school kids. Everything is fine until the nun who knows all the canteen kids by heart looks at me and says: You, who sent you here? And since I am shy, I don't say anything, just hold out my hand with the letter. This is no good, she says, till Sister Superior gives the okay. Go upstairs and see her. And so I went.

Name: \_\_\_\_\_

Date: \_\_\_\_\_



## WRITING

### QUESTION 1

Respond to the question below by stating your opinion and providing quotes from the text to support that opinion.

The question you will answer is:

**How do Esperanza's feelings about the canteen change from the beginning to the end of the vignette?**

As you type your case think about the following questions:

- a. Are there any clues in the text that show how Esperanza thinks about the canteen in the first paragraph?
- b. Are there any clues in the text that show how Esperanza thinks about the canteen in the last paragraph?

Remember to use quotes from the text and to explain what those quotes mean.



Name: \_\_\_\_\_

Date: \_\_\_\_\_

---



---



---



---



---



---



---



---



---



---



---



---



---



---



---



---

Name: \_\_\_\_\_

Date: \_\_\_\_\_



# WRITING

## QUESTION 2

### **Why do you think her feelings have changed?**

As you type a response think about the following questions:

- a. How does Esperanza feel after her conversation with her mother?
- b. How does Esperanza feel after her conversation with Sister Superior?
- c. During their conversation Sister Superior points to a house that isn't Esperanza's. How does Esperanza feel about that house, and how might that feeling have affected her mood? You can use examples from other vignettes you have read to back up your answer.

---

---

---

---

---

---

---

---

---

---

---

PP.1

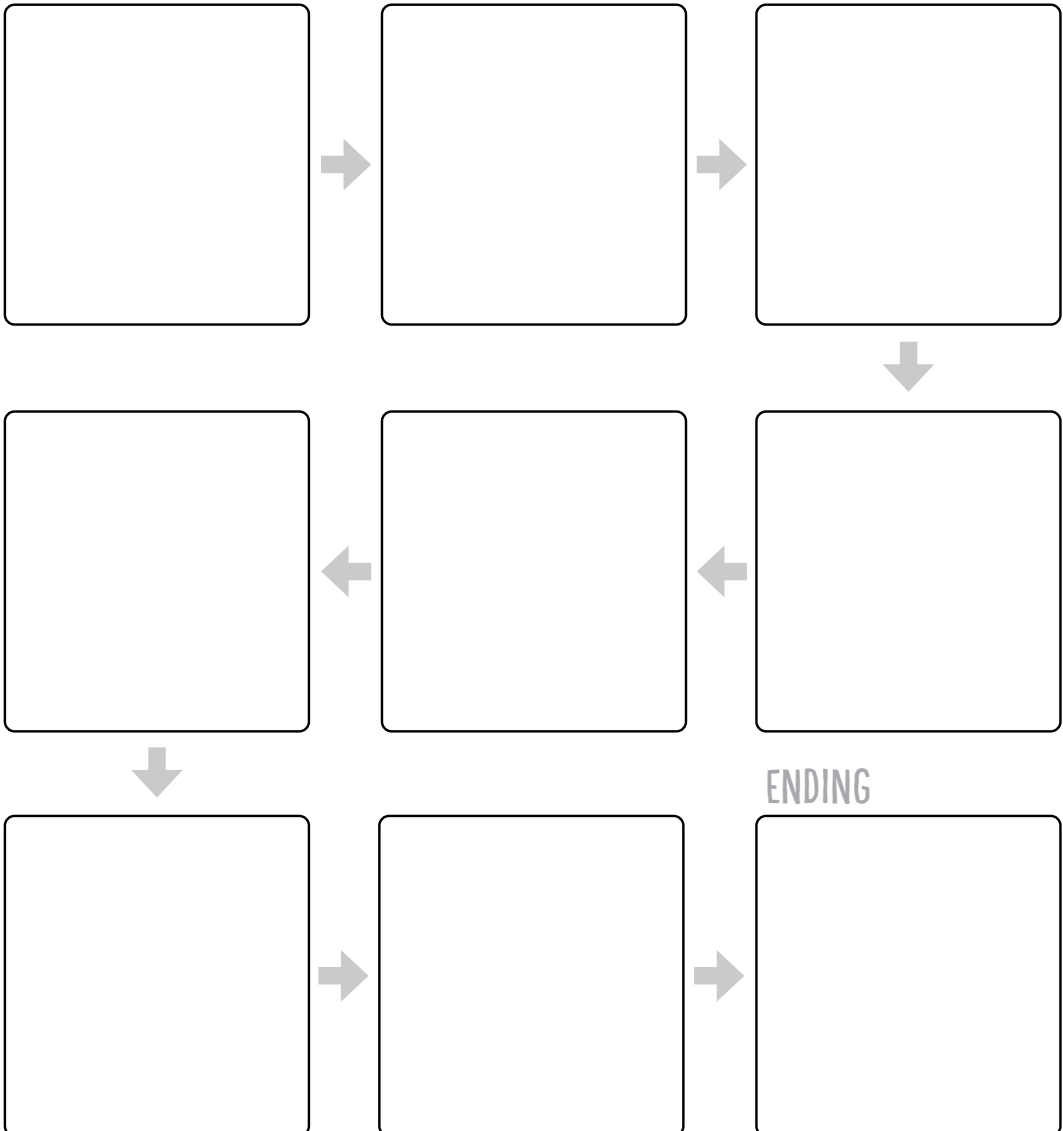
Name: \_\_\_\_\_

Date: \_\_\_\_\_

 GRAPHING

Revise the plot of your story using the graphic organizer below. Fill in what has happened in your story so far in the first squares, the last squares, and the squares in the middle. Think about what might have happened in between. Revise what happens in the beginning, the middle, or the end if you think it no longer makes sense.

## BEGINNING



The graphic organizer consists of a 3x3 grid of empty squares. The top row is labeled 'BEGINNING' and the bottom row is labeled 'ENDING'. Arrows indicate a flow from left to right in the top row, down in the middle column, and left to right in the bottom row.

Name: \_\_\_\_\_

Date: \_\_\_\_\_

PP.2



## WRITING

Complete the lines below, and then use the space here or at the back of your journal to create a new scene for your story.

My favorite vignette is . . .

---

The summary of what happened is . . .

---

---

---

---

I am going to use what happened in that vignette in my story by . . .

---

---

---

---

Use the space in the back of your Writer's Journal to create a new scene.

# PP.3

Name: \_\_\_\_\_

Date: \_\_\_\_\_



## WRITING

Use the prompts below to think about what your story looks like now, and how you may wish to revise it.

### Setting

Where?

---

When?

---

### Characters

Main character

a. Name:

---

b. Physical appearance:

---

c. Personality:

---

d. Example of dialogue:

---

Name: \_\_\_\_\_

Date: \_\_\_\_\_

**PP.3**

## Character #2

a. Name:

\_\_\_\_\_

b. Physical appearance:

\_\_\_\_\_

c. Personality:

\_\_\_\_\_

d. Example of dialogue:

\_\_\_\_\_

## Character #3

a. Name:

\_\_\_\_\_

b. Physical appearance:

\_\_\_\_\_

c. Personality:

\_\_\_\_\_

d. Example of dialogue:

\_\_\_\_\_

# PP.3

Name: \_\_\_\_\_

Date: \_\_\_\_\_

## Character #4

a. Name:

\_\_\_\_\_

b. Physical appearance:

\_\_\_\_\_

c. Personality:

\_\_\_\_\_

d. Example of dialogue:

\_\_\_\_\_

You can continue at the back of your journal if you have more characters.

## **Plot**

Summarize the plot of your story.

\_\_\_\_\_

\_\_\_\_\_

\_\_\_\_\_

\_\_\_\_\_

\_\_\_\_\_

Name: \_\_\_\_\_

Date: \_\_\_\_\_

**PP.3**

What is the problem your character faces?

---

---

---

How does your character deal with the problem?

---

---

---

How do the character's thoughts and feelings change?

---

---

---

How is the problem solved? Does your character achieve their aspiration? If so, why and how?

---

---

---



# PP.3

Name: \_\_\_\_\_

Date: \_\_\_\_\_

## Title

---

I chose this title because . . .

---

---

---

---

---

Name: \_\_\_\_\_

Date: \_\_\_\_\_

PP.4



# GRAPHING

**VIGNETTE 10: "A RICE SANDWICH"**

Look at the vignette, "A Rice Sandwich." Place the events in the story in the chart below.

Climax _____ _____	
Rising Action _____ _____ _____ _____	Falling Action _____ _____ _____ _____
Introduction/Beginning _____ _____ _____ _____	Resolution/Ending _____ _____ _____ _____

# SANDRA CISNEROS

Born in Chicago, Illinois, on December 20, 1954, Sandra Cisneros grew up with six brothers and began writing as a teenager. Her many books of poetry and fiction include the children's book *Hairs/Pelitos* and the well-known *The House on Mango Street*. Cisneros earned degrees from Loyola University in Chicago and from the University of Iowa and has won numerous awards, including a MacArthur Fellowship.

Cisneros began writing *The House On Mango Street* when she was 22 as an attempt to help people understand her own culture and background. Cisneros values giving back to her community, and she has founded several organizations to help writers and the arts. She has taught students of many ages and has also worked with students who have dropped out of school. Cisneros lives in Mexico.

# GLOSSARY

## A

---

- annotate—v.** add notes to a text or drawing to explain it or comment on it
- aspiration—n.** the hope of achieving something

## B

---

- ballerina—n., fem.** a kind of professional dancer
- baptize—v.** perform a Christian ceremony through which people are named
- barely—adv.** only just; almost not
- brass—n.** a shiny metal that is quite expensive and heavy

## C

---

- chandelier—n.** a lamp that hangs from the ceiling
- character—n.** the qualities and personality of someone
- cinnamon—n.** a kind of spice
- complicated—adj.** difficult to explain

**crooked—adj.** not straight

**crumbling—adj.** slowly falling apart, usually by breaking into small pieces

## D

---

**deduction—n.** a conclusion or answer arrived at from the evidence

**dumb—adj.** stupid

## E

---

**elms—n.** a type of tree, usually large

**emphasis—n.** adding stress or force to something written

**especially—adv.** particularly

## F

---

**fancy—adj.** nice and probably expensive

**figurative language—n.** words or phrases that mean more than their dictionary definition; similes and metaphors are two examples of figurative language

**flat—n.** an apartment

## M

---

- Madame Butterfly—n.** a famous opera in which the main character falls in love with a man who betrays her
- marched—v.** walked fast and with purpose
- marimbas—n.** a musical instrument, similar to a xylophone, that you hit in different places to get different musical notes
- metaphor—n.** a comparison that does not use *like* or *as*

## O

---

- opera—n.** a musical performance in which all of the words are sung

## P

---

- perception—n.** the way something is seen. People can have different perceptions of the same event
- personification—n.** describing non-human things as if they had human qualities
- porcelain—n.** almost transparent china; it can have “veins” a bit like the hands of an elderly person

## R

---

- records—n.** flat discs that store music and can be played aloud
- rosebuds—n.** small young roses, before they become full flowers

## S

---

- satin—n.** a smooth, shiny fabric
- scene—n.** the place where an event happens or a sequence of action in a movie, play, or book
- selfish—adj.** only thinking about oneself
- setting—n.** the time and place of the story
- simile—n.** a comparison using the words *like* or *as*
- sobbing—v.** crying a lot
- straw brim—n.** a straw hat with a band that casts shade on the face

## T

---

- temporary—*adj.*** will not last a long time, not permanent
- theme—*n.*** a key subject or idea, usually seen repeatedly in text
- trudged—*v.*** walked with heavy steps

## V

---

- velvety—*adj.*** like velvet, a soft expensive fabric
- vignette—*n.*** a short episode, account, or description
- visualization—*n.*** forming images in your mind

## W

---

- washroom—*n.*** a room, often public, with washing and usually toilet facilities



Creative Space

Name: \_\_\_\_\_

Date: \_\_\_\_\_

---

---

---

---

---

---

---

---

---

---

---

---

---

---

---

---

---

---

---

---

---

---

---

Name: \_\_\_\_\_

Date: \_\_\_\_\_

---

---

---

---

---

---

---

---

---

---

---

---

---

---

---

---

---

---

---

---

---

---

---

---

---

---

---

---

---

---



Name: \_\_\_\_\_

Date: \_\_\_\_\_

---

---

---

---

---

---

---

---

---

---

---

---

---

---

---

---

---

---

---

---

---

---

---

---

---

Creative Space

Name: \_\_\_\_\_

Date: \_\_\_\_\_

---

---

---

---

---

---

---

---

---

---

---

---

---

---

---

---

---

---

---

---

---

---

---

---

---

---



Creative Space

Name: \_\_\_\_\_

Date: \_\_\_\_\_

---

---

---

---

---

---

---

---

---

---

---

---

---

---

---

---

---

---

---

---

---

---

Name: \_\_\_\_\_

Date: \_\_\_\_\_

---

---

---

---

---

---

---

---

---

---

---

---

---

---

---

---

---

---

---

---

---

---

---



Creative Space

Name: \_\_\_\_\_

Date: \_\_\_\_\_

---

---

---

---

---

---

---

---

---

---

---

---

---

---

---

---

---

---

---

---

---

---

Name: \_\_\_\_\_

Date: \_\_\_\_\_

---

---

---

---

---

---

---

---

---

---

---

---

---

---

---

---

---

---

---

---

---

---

Creative Space

Name: \_\_\_\_\_

Date: \_\_\_\_\_

---

---

---

---

---

---

---

---

---

---

---

---

---

---

---

---

---

---

---

---

---

---

---

---

---

Name: \_\_\_\_\_

Date: \_\_\_\_\_

---

---

---

---

---

---

---

---

---

---

---

---

---

---

---

---

---

---

---

---

---

---

---

---

Creative Space

Name: \_\_\_\_\_

Date: \_\_\_\_\_

---



---



---



---



---



---



---



---



---



---



---



---



---



---



---



---



---



---

Name: \_\_\_\_\_

Date: \_\_\_\_\_

---

---

---

---

---

---

---

---

---

---

---

---

---

---

---

---

---

---

---

---

---

---

---

---

Creative Space

Name: \_\_\_\_\_

Date: \_\_\_\_\_

---

---

---

---

---

---

---

---

---

---

---

---

---

---

---

---

---

---

---

---

---

---

---

---

---

---

---

Name: \_\_\_\_\_

Date: \_\_\_\_\_

---

---

---

---

---

---

---

---

---

---

---

---

---

---

---

---

---

---

---

---

---

---

---

---

---

---

---

---

---

---







Creative Space

Name: \_\_\_\_\_

Date: \_\_\_\_\_

---

---

---

---

---

---

---

---

---

---

---

---

---

---

---

---

---

---

---

---

---

---

---

---

---

Name: \_\_\_\_\_

Date: \_\_\_\_\_

---

---

---

---

---

---

---

---

---

---

---

---

---

---

---

---

---

---

---

---

---

---

---

# Creative Space

Name: \_\_\_\_\_

Date: \_\_\_\_\_

---

---

---

---

---

---

---

---

---

---

---

---

---

---

---

---

---

---

---

---

---

---

---

---

---

---





Name: \_\_\_\_\_

Date: \_\_\_\_\_

---

---

---

---

---

---

---

---

---

---

---

---

---

---

---

---

---

---

---

---

---

---

---





Name: \_\_\_\_\_

Date: \_\_\_\_\_

---

---

---

---

---

---

---

---

---

---

---

---

---

---

---

---

---

---

---

---

---

Creative Space

Name: \_\_\_\_\_

Date: \_\_\_\_\_

---

---

---

---

---

---

---

---

---

---

---

---

---

---

---

---

---

---

---

---

---

---

---

---

Name: \_\_\_\_\_

Date: \_\_\_\_\_

---

---

---

---

---

---

---

---

---

---

---

---

---

---

---

---

---

---

---

---

---

---

---

Creative Space

Name: \_\_\_\_\_

Date: \_\_\_\_\_

---

---

---

---

---

---

---

---

---

---

---

---

---

---

---

---

---

---

---

---

---

---

---



Name: \_\_\_\_\_

Date: \_\_\_\_\_

---

---

---

---

---

---

---

---

---

---

---

---

---

---

---

---

---

---

---

---

---

---

---

Name: \_\_\_\_\_

Date: \_\_\_\_\_

---

---

---

---

---

---

---

---

---

---

---

---

---

---

---

---

---

---

---

---

---

---

---

---

---

---



Creative Space

Name: \_\_\_\_\_

Date: \_\_\_\_\_

---

---

---

---

---

---

---

---

---

---

---

---

---

---

---

---

---

---

---

---

---

---

---

---

## **General Manager K-8 Humanities and SVP, Product**

Alexandra Clarke

## **Chief Academic Officer, Elementary Humanities**

Susan Lambert

### **Content and Editorial**

Elizabeth Wade, PhD, Director,  
Elementary Language Arts Content

Patricia Erno, Associate Director, Elementary ELA Instruction

Maria Martinez, Associate Director, Spanish Language Arts

Baria Jennings, EdD, Senior Content Developer

Christina Cox, Managing Editor

### **Product and Project Management**

Ayala Falk, Director, Business and Product Strategy,  
K-8 Language Arts

Amber McWilliams, Senior Product Manager

Elisabeth Hartman, Associate Product Manager

Catherine Alexander, Senior Project Manager, Spanish Language Arts

LaShon Ormond, SVP, Strategic Initiatives

Leslie Johnson, Associate Director, K-8 Language Arts

Thea Aguiar, Director of Strategic Projects, K-5 Language Arts

Zara Chaudhury, Project Manager, K-8 Language Arts

### **Design and Production**

Tory Novikova, Product Design Director

Erin O'Donnell, Product Design Manager

### **Other Contributors**

Patricia Beam, Bill Cheng, Ken Harney, Molly Hensley, David Herubin, Sara Hunt, Kristen Kirchner, James Mendez-Hodes, Christopher Miller, Diana Projansky, Todd Rawson, Jennifer Skelley, Julia Sverchuk, Elizabeth Thiers, Amanda Tolentino, Paige Womack

## **Texas Contributors**

### **Content and Editorial**

Sarah Cloos

Laia Cortes

Jayana Desai

Angela Donnelly

Claire Dorfman

Ana Mercedes Falcón

Rebecca Figueroa

Nick García

Sandra de Gennaro

Patricia Infanzón-  
Rodríguez

Seamus Kirst

Michelle Koral

Sean McBride

Jacqueline Ovalle

Soffia Pereson

Lilia Perez

Sheri Pineault

Megan Reasor

Marisol Rodriguez

Jessica Roodvoets

Lyna Ward

### **Product and Project Management**

Stephanie Koleda

Tamara Morris

### **Art, Design, and Production**

Nanyamka Anderson

Raghav Arumugan

Dani Aviles

Olioli Buika

Sherry Choi

Stuart Dalgo

Edel Ferri

Pedro Ferreira

Nicole Galuszka

Parker-Nia Gordon

Isabel Hetrick

Ian Horst

Ashna Kapadia

Jagrithi Khirwar

Julie Kim

Lisa McGarry

Emily Mendoza

Marguerite Oerlemans

Lucas De Oliveira

Tara Pajouhesh

Jackie Pierson

Dominique Ramsey

Darby Raymond-  
Overstreet

Max Reinhardsen

Mia Saine

Nicole Stahl

Flore Thevoux

Jeanne Thornton

Amy Xu

Jules Zuckerberg

**Series Editor-in-Chief**

E. D. Hirsch Jr.

**President**

Linda Bevilacqua

**Editorial Staff**

Mick Anderson  
Robin Blackshire  
Laura Drummond  
Emma Earnst  
Lucinda Ewing  
Sara Hunt  
Rosie McCormick  
Cynthia Peng  
Liz Pettit  
Tonya Ronayne  
Deborah Samley  
Kate Stephenson  
Elizabeth Wafler  
James Walsh  
Sarah Zelinke

**Design and Graphics Staff**

Kelsie Harman  
Liz Loewenstein  
Bridget Moriarty  
Lauren Pack

**Consulting Project Management Services**

ScribeConcepts.com

**Additional Consulting Services**

Erin Kist  
Carolyn Pinkerton  
Scott Ritchie  
Kelina Summers

**Acknowledgments**

These materials are the result of the work, advice, and encouragement of numerous individuals over many years. Some of those singled out here already know the depth of our gratitude; others may be surprised to find themselves thanked publicly for help they gave quietly and generously for the sake of the enterprise alone. To helpers named and unnamed we are deeply grateful.

**Contributors to Earlier Versions of These Materials**

Susan B. Albaugh, Kazuko Ashizawa, Kim Berrall, Ang Blanchette, Nancy Braier, Maggie Buchanan, Paula Coyner, Kathryn M. Cummings, Michelle De Groot, Michael Donegan, Diana Espinal, Mary E. Forbes, Michael L. Ford, Sue Fulton, Carolyn Gosse, Dorrit Green, Liza Greene, Ted Hirsch, Danielle Knecht, James K. Lee, Matt Leech, Diane Henry Leipzig, Robin Luecke, Martha G. Mack, Liana Mahoney, Isabel McLean, Steve Morrison, Juliane K. Munson, Elizabeth B. Rasmussen, Ellen Sadler, Rachael L. Shaw, Sivan B. Sherman, Diane Auger Smith, Laura Tortorelli, Khara Turnbull, Miriam E. Vidaver, Michelle L. Warner, Catherine S. Whittington, Jeannette A. Williams.

We would like to extend special recognition to Program Directors Matthew Davis and Souzanne Wright, who were instrumental in the early development of this program.

**Schools**

We are truly grateful to the teachers, students, and administrators of the following schools for their willingness to field-test these materials and for their invaluable advice: Capitol View Elementary, Challenge Foundation Academy (IN), Community Academy Public Charter School, Lake Lure Classical Academy, Lepanto Elementary School, New Holland Core Knowledge Academy, Paramount School of Excellence, Pioneer Challenge Foundation Academy, PS 26R (the Carteret School), PS 30X (Wilton School), PS 50X (Clara Barton School), PS 96Q, PS 102X (Joseph O. Loretan), PS 104Q (the Bays Water), PS 214K (Michael Friedsam), PS 223Q (Lyndon B. Johnson School), PS 308K (Clara Cardwell), PS 333Q (Goldie Maple Academy), Sequoyah Elementary School, South Shore Charter Public School, Spartanburg Charter School, Steed Elementary School, Thomas Jefferson Classical Academy, Three Oaks Elementary, West Manor Elementary.

And a special thanks to the Pilot Coordinators, Anita Henderson, Yasmin Lugo-Hernandez, and Susan Smith, whose suggestions and day-to-day support to teachers using these materials in their classrooms were critical.



**Grade 4 | Unit 3 |** Editable Writer's Journal  
**Contemporary Fiction: Mi Calle, Tu Calle**

ISBN 9781643837604



9 781643 837604