


Name \_\_\_\_\_

 TEKS K.1.D, K.1.F, K.2.B, K.2.E

# More, Less, and the Same

Let's create groups of objects.



## Warm-Up



eyes on teacher



**I am a doer of math.**

What are some things on a soccer field that could be counted and compared?

## Activity

**1**

# Create More, Less, and the Same

Hands-On 

Sample response shown.

**1**

11

12

13

14

15

16

17

18

19

20

## Directions:

1. Circle your number.
- 2–4. Use objects to show a number that is more, less, or the same as your number. Explain to your partner how you figured out how many to put in each group.



# Create More, Less, and the Same

(continued)

Sample responses shown.



2 same

 Show your thinking. \_\_\_\_\_





3 more

 Show your thinking. \_\_\_\_\_



4 less

 Show your thinking. \_\_\_\_\_



# Draw More, Less, and the Same

Sample responses shown.

5

11

12

13

14

15

16

17

18


19

20

6

same

 Draw



### Directions:


5. Circle your number.

6–8. Draw a group to show a number that is more, less, and the same as your number.  
Explain to your partner how you figured out how many to draw in each group.

## Draw More, Less, and the Same (continued)

7

less

 Draw

8

more

 Draw