



The Green Fern Zoo

Reader

Grade 1

Skills 4

Grade 1

Skills 4

The Green Fern Zoo

Reader

This file is provided exclusively for use by students and teachers for whom the corresponding materials have been purchased or licensed from Amplify. Any other distribution or reproduction of these materials is forbidden without written permission from Amplify.

ISBN 978-1-68391-025-1

© 2015 The Core Knowledge Foundation and its licensors
www.coreknowledge.org

Cover © 2017 Amplify Education, Inc. and its licensors
www.amplify.com

All Rights Reserved.

Core Knowledge Language Arts and CKLA are trademarks of the Core Knowledge Foundation.

Trademarks and trade names are shown in this book strictly for illustrative and educational purposes and are the property of their respective owners. References herein should not be regarded as affecting the validity of said trademarks and trade names.

Table of Contents

The Green Fern Zoo

Skills 4 Reader

Chapter 1: Meet Vern	2
Chapter 2: Things that Swim	4
Chapter 3: Chimps.	10
Chapter 4: Mandrills	18
Chapter 5: Things with Wings	24
Chapter 6: Big Cats	30
Chapter 7: Groundhogs	36
Chapter 8: The Reptile Room	42
Chapter 9: Termites	50
Chapter 10: River Otters	56
Chapter 11: Cranes and Spoonbills	60
Pausing Point (Stories for Assessment and Enrichment)	
Chapter 12: The Ostrich	66
Chapter 13: Deer	68
Chapter 14: The Petting Zoo.	70



Meet Vern

My name is Vern, and I have the best job! My job is to take you kids in to see the Green Fern Zoo.

We will see things with wings and things with scales, things that bite and things that sting, things that creep and things that swim.

I have lots of fun facts and tales to share with you. So let's see the zoo and have some fun!



Things that Swim

I hope you kids like things that swim, be·cause this is the room where we keep all the fish.

Trout


The fish here are trout. A trout is a fish that swims in cool lakes and creeks. You can see that they have lots of spots and marks. The spots and marks help the trout hide. They make the trout look a lot like the sand on the bed of a creek.



Trout have lots of spots and marks. They make their home in lakes and creeks.

Reef Sharks

Here's a big fish that makes all of the wee fish run and hide. This is a reef shark. It has that name be·cause it likes to make its home close to a reef, where there are lots of fish.




Reef sharks make their home by reefs.

What Reef Sharks Look Like

You can see that the reef shark has fins and a set of gills on its side. You can not see them from here, but this shark has lots of sharp teeth in its mouth.

Food Reef Sharks Like

Would a reef shark bite you? Well, you are not the lunch that this shark would like best. A reef shark likes to feed on squid, crabs, and shrimp. But it would be smart not to get the reef shark mad at you all the same!



Reef sharks have fins, gills, and sharp teeth.

Chimps

Next, let's see the chimps. We have ten chimps here at the Green Fern Zoo. You can see them all out there if you look hard.

Food Chimps Like

The one you see here is Bess. She has a snack in **her** mouth. Bess and the rest of the chimps like to munch on plants, nuts, and seeds.



Chimps like to munch on plants, nuts, and seeds.

More Food Chimps Like

Do o you see that chimp with the stick? That's Bart. Bart likes to have ants for lunch. To get the ants, he takes a stick and sticks it in an ant hill. Then he lifts it up and licks off the ants. Yum, yum!



Chimps like to munch on ants.

Max the Babe

The chimp with the rope in his hand is Max. He's just a babe. He was born in March. Bess is his mom.

Max is a lot of fun. He likes to swing on the rope and splash in the pool.



Chimps like to have fun.

Carl and Norm—Pals or Not Pals?

The two chimps up on the rocks are Carl and Norm. Carl is the one on the left. Carl and Norm are pals. But they were not pals last week.

Last week we gave them a branch from a fig tree for lunch. Norm took the branch and ran off with it. He ate all of the figs. Carl was mad at Norm all week.

But that was last week. This week the two of them are pals.



Carl and Norm

Mandrills

What Mandrills Look Like

Here you can see two man·drills. Man·drills are a lot like chimps.

Do you like the red nose? The man·drill with the red nose is a male.

Grooming

The man·drill on the left is groom·ing the male with the red nose. She is look·ing for ticks and bugs. Man·drills like groom·ing be·cause it makes them look good and feel good, too.



The mandrill on the left is grooming the male mandrill with the red nose.

Look! One of the man·drills is
yawn·ing! You can see that she
has long, sharp teeth. Those sharp
teeth help her chop up her food.



Mandrills have long sharp teeth.

Food Mandrills Like

Man·drills like a lot of foods. We feed our man·drills ants, grass, nuts, bark, plant shoots, and roots.

Man·drills have sacks in·side their cheeks. They can stuff food in the sacks and keep it there un·til they need a snack. Then they pop the food out and munch on it!



Mandrills can keep food inside their cheeks in sacks.

Things with Wings

Next, let's see some things with wings.

Puffins

This is a puff·in. He makes his home up **n**orth, not too **f**ar from the **N**orth Pole.

What Puffins Look Like

Look at those cute feet!
But they are not just cute. The puff·in's feet help him swim.

Note, as well, his big bill. The puff·in can use his bill to get fish.



Puffins make their home by the North Pole.

How Puffins Are Born

Puff·ins are born from eggs.
The puff·in mom and dad sit on their egg. The mom sits. Then the dad sits. In the end, the chick pops out of the shell. The mom and dad take care of the chick un·til it can care for it·self. Look! That puff·in has fish in **her** bill! She will feed those fish to **her** chick.



The mom puffin will feed fish to her chick.

The Finch

In this next room, we have a finch. Un·like the puff·in, the finch makes a home in wood·lands. He can use his bill to snap up grass seeds for food.

I'm sad to tell you that the finch is gett·ing to be quite rare. We are proud to have five of them here at the Green Fern Zoo.



The finch makes its home in the woods.

Big Cats

Do you like cats? If you do, look there in the grass. Do you see the cat?

Bobcats

That is not the sort of cat that you keep in your home and feed cat food. That is a bob·cat. Bob·cats are not tame.

Food Bobcats Like

Bob·cats are good hunt·ers. They hunt rabb·its, rats, and some·times deer and sheep.

That bob·cat's name is Rob·ert, or Bob for short. Get it?



Bobcats are not tame.

Panthers

If you look up on that rock, you will see a cat that's bigger than a bob·cat. It's a pan·ther.

What Panthers Look Like

Pan·thers can have spots. They can be tan, too. Here at the Green Fern Zoo, we have two black pan·thers. The name of this one is Jet.



Panthers are bigger than bobcats.

That's Jet's sis·ter, Flash, up on the tree branch. Flash has strong legs that help her run fast. She has sharp teeth and sharp claws that help her hunt rabb·its and deer. She can use her claws to scam·per up a tree if she needs to.

You can see that she is not all black like Jet. She has some spots.



Panthers use their strong legs and sharp claws to get up trees.

Groundhogs

What Groundhogs Look Like

Here you can see a ground·hog.

Ground·hogs have sharp claws that help them dig holes in the ground. They spend a lot of time down in those dark holes.



Groundhogs make their home in holes in the ground.

Food Groundhogs Like

Ground·hogs like to feed on grass and plants. But when they run out of their holes to get food, they have to be on the look·out. Some critt·ers, like bob·cats and snakes, like to dine on ground·hogs. This ground·hog here is sitt·ing up to see if there is a snake **or** a bob·cat close by.



This groundhog is on the lookout for bobcats and snakes.

More Food Groundhogs Like

This ground·hog is named Pepp·er. We feed her grass, tree bark, and in·sects, but the food that she likes best is corn. We found that out yes·ter·day morning when she got out from her pen.

We found her in the petting zoo. She ate a lot of the corn that was there for the ducks and hens.



Groundhogs like to munch on grass, tree bark, insects, and corn.

The Reptile Room

Who likes snakes? Hands up if you like them!

Some kids like snakes best of all, and some kids can't stand them. If you do not like snakes, you can skip this next room be·cause it is the rep·tile room.



At the zoo, snakes make their home in the Reptile Room.

Garter Snakes

This is a gar·ter snake. Gar·ter snakes feed on slugs, in·sects, and frogs. For those critt·ers, the gar·ter snake is a kill·er. But for us, it is harm·less. A gar·ter snake could bite you, but its bite would not make you sick.



Garter snakes are harmless.

Rattlers

This is a ratt·ler. He is a des·ert dwell·er that hunts for rats and rabb·its. He has a patt·ern on his scales that helps him blend in and hide in the des·ert sands. When the ratt·ler is hidd·en, it is hard for rats and rabb·its to see him.



The pattern on the rattler's scales helps it hide in the desert.

A ratt·ler is not harm·less like a gar·ter snake. If you ev·er see this snake hiss·ing and coil·ing up, you bett·er stand back and let it be. The ratt·ler has sharp fangs, and a bite from a ratt·ler could kill you. But we are safe here in the rep·tile room. There is a sheet of glass keep·ing us safe from the snakes.



A bite from a rattler can be harmful.

Termites

Food Termites Like

What do you kids like to have for lunch? Hot dogs? Chick·en nugg·ets?

What if I gave you a lump of wood **or** a big tree stump for lunch? Would you like that?

Well, if you were a **ter**·mite, you would like it. **Ter**·mites are in·sects that like to munch on wood.



Termites are insects that like to munch on wood.

A Termite Home

See this big spike sticking up from the ground? It looks sort of like a rock, but it is a **ter·mite** mound. If you could look in·side, you would see lots of **ter·mites**.



Termites make their home in this mound.

What Termites Look Like

If you would like to see what **ter·mites** look like, take a peek in this box.

As you can see, **ter·mites** look a lot like ants. They have six legs like ants. A **ter·mite** mound has a queen who makes eggs, just like in an ant·hill. Here you can see that the **ter·mite** queen is much **bigg·er** than the rest of the **ter·mites**.

Would a **ter·mite** munch on your home? It would if your home is made of wood. The **ter·mites** from a big mound could have your liv·ing room **for** lunch and your bed·room **for** dinn·er!



The queen termite is much bigger than the rest of the termites.

River Otters

What River Otters Like To Do

Do you like to run and jump?
Do you like to chase your pals?
Do you like to splash in the pool in
the summ·er? Do you like to slide
down hills in the win·ter?

Well, if you like to do those
things, you would make a good
ott·er! You can see three of our
riv·er ott·ers up on the rocks:
Al·ex, All·en, and Ag·nes. That's
Al·ex up on top of All·en. The last
one is Ag·nes.



River otters sitting on rocks by the side of the river.

What River Otters Look Like

Ott·ers have short, strong legs with webbed paws and sharp claws. The webb·ing helps the ott·ers swim fast and get their food. Riv·er ott·ers hunt for fish, frogs, and crabs.

River Otter Homes

When it is time for bed, the riv·er ott·ers scam·per to their den. They have nests on land that are lined with grass, moss, and bark.



River otters have short legs with webbed paws and short claws.

Cranes and Spoonbills

Sandhill Cranes

Here you can see two sand·hill cranes.

A sand·hill crane has long legs, a **dark**, point·**ed** bill, and a red spot next to its bill. Sand·hill cranes are found in wet·lands. They like to hunt **for** frogs, snakes, and in·sects.



Sandhill cranes have long legs, a pointed bill, and a red spot next to its bill.

Sandhill Chicks

Those are sand·hill cranes, too. In fact, that's a mom and a dad with their chicks. Be·fore sand·hill cranes have chicks, the mom and dad make a nest. The mom sits on the eggs for 4 weeks un·til the chicks are born.



A sandhill mom and dad look for food with their chicks.

Spoonbill Cranes

That's a spoon·bill. He has that name be·cause his bill is shaped like a spoon.

The spoon·bill wades in pools to get his food. He swings his bill back and forth. If he feels an in·sect swim·ing in·side his bill, he snaps it shut.

When spoon·bills have chicks, they make a nest. When the chicks are born, they can't see. The mom and dad have to care for them un·til they can see.



Spoonbill cranes have odd bills!

The Ostrich

This is an os·trich. He is a big one. He tips the scales at close to two hun·dred pounds.

An os·trich has wings that it can flap, but it can't get off the ground. Still, an os·trich can run fast on land. It can run as fast as a **car**!

If it gets mad, an os·trich can kick you. My pal Fred here at the zoo got **kicked** by an os·trich. The os·trich broke Fred's leg in three spots! Ouch!



An ostrich has a long neck and is big.

Deer

Look there! Do you see the two deer in the woods? The one who is looking at us is named Hope.

Hope was not **born** in this zoo. I found **her** by my home one **morn·ing af·ter** a storm. A tree fell on **her** and broke **her** leg. She could not stand up.

I drove **her** here and the vet **fixed** up **her** leg. We named **her** Hope and found a spot **for her** in the zoo. To·day **her** leg is fine and she is as strong as **ev·er**.



Deer make their home in the woods.

The Petting Zoo

Well, kids, the last thing that you all get to see is the petting zoo.

You can't pet the ostrich, the otters, or the spoon-bills. And it would not be wise to pet the panther or the bob-cat! But in this part of the zoo, you can pet all of the critters.

This rabbit's name is Hoss. He likes it when you rub his neck.



You can pet rabbits in the petting zoo.

Here are two chick·ens. They like it when you toss them seed **corn**.

You can pet the chick·ens, too. But some·times they get scared. It's best if you do not run up to them be·cause runn·ing scares them.



You can feed corn to chickens in the petting zoo.

There's Pam, our pet pig. You can pet **her**, too. Pam likes to be **pett·ed**.

Well, kids, that's it **for me**. I hope you had a good time at the zoo **to·day**. I had fun **point·ing** out **some** of the **critt·ers** that I like best.

I hope **some** of you can **vi·sit** with **your** moms and dads. There is so much to see here at the Green **Fern** Zoo. You **could** **vis·it** us five times and still see lots of cool things!



You can even pet pigs in the petting zoo.

Glossary

Chapter 1: Meet Vern

zoo (2)



fern (2)



scales (2)



sting (2)



creep (2)




Chapter 2: Things that Swim

creek (4)



bed of a creek (4)




wee (6)



reef (6)




fins (8)



gills (8)



squid (8)



Chapter 3: Chimps

chimps (10)



look hard (10)



munch (10)



ant hill (12)



babe (14)



fig (16)



Chapter 4: Mandrills

mandrill (18)



male (18)



grooming (18)




ticks (18)



plant shoots
(22)



sacks (22)




Chapter 5: Things with Wings

puffin (24)



bill (24)



finch (28)



woodlands
(28)



Chapter 6: Big Cats

bobcat (30)



tame (30)



tame



not tame

panther (32)



tan (32)




Chapter 7: Groundhogs

groundhog
(36)



critters (38)



to be on the
lookout (38)



insects (40)



pen (40)



Chapter 8: The Reptile Room

reptile (42)



garter snake
(44)



rattler (46)



scales (46)




desert (46)



desert
dweller (46)



coiling up
(48)



Chapter 9: Termites

termite (50)



stump (50)



spike (52)



termite mound (52)



queen (54)



Chapter 10: River Otters

otter (56)



webbed (58)



webbed
paws (58)



den (58)



moss (58)



bark (58)



Chapter 11: Cranes and Spoonbills


sandhill
cranes (60)



wetlands
(60)



chicks (62)



spoonbill
crane (64)




About this Book

This book has been created for use by students learning to read with the Core Knowledge Reading Program. Readability levels are suitable for early readers. The book has also been carefully leveled in terms of its “code load,” or the number of spellings used in the stories.

The English writing system is complex. It uses more than 200 spellings to stand for 40-odd sounds. Many sounds can be spelled several different ways, and many spellings can be pronounced several different ways. This book has been designed to make early reading experiences simpler and more productive by using a subset of the available spellings. It uses *only* spellings students have been taught to sound out as part of their phonics lessons, plus a handful of Tricky Words, which have also been deliberately introduced in the lessons. This means the stories will be 100% decodable if they are assigned at the proper time.

As the students move through the program, they learn new spellings and the “code load” in the decodable Readers increases gradually. The code load graphic on this page indicates the number of spellings students are expected to know in order to read the first chapter of the book and the number of spellings students are expected to know in order to read the final chapters in the book. The columns on the opposite page list the specific spellings and Tricky Words students are expected to recognize at the beginning of this Reader. The bullets at the bottom of the opposite page identify spellings, Tricky Words, and other topics that are introduced gradually in the unit this Reader accompanies.

Visit us on the web at www.coreknowledge.org.



Code Knowledge assumed at the beginning of this Reader:

VOWEL SOUNDS AND SPELLINGS:

/i/ as in skim
/e/ as in bed
/a/ as in tap
/u/ as in up
/o/ as in flop
/ee/ as in bee
/ae/ as in cake
/ie/ as in bite
/oe/ as in home
/ue/ as in cute
/oo/ as in soon
/oo/ as in look
/ou/ as in shout
/oi/ as in oi
/aw/ as in paw

CONSONANT SOUNDS AND SPELLINGS:

/m/ as in swim, swimming
/n/ as in run, running
/t/ as in bat, batting
/d/ as in bid, bidding
/k/ as in cot, kid, rock, soccer
/g/ as in log, logging
/f/ as in fat, huff
/s/ as in sit, hiss
/z/ as in zip, hums, buzz
/v/ as in vet
/p/ as in tip, tipping
/b/ as in rub, rubbing
/l/ as in lamp, fill
/r/ as in rip, ferret
/h/ as in ham
/w/ as in wet
/j/ as in jog
/y/ as in yes
/x/ as in box

/ch/ as in chin
/sh/ as in shop
/th/ as in then
/th/ as in thin
/ng/ as in king
/qu/ as in quit

OTHER:

- Punctuation (period, comma, quotation marks, question mark, exclamation point, apostrophe)

TRICKY WORDS:

a, I, no, so, of, all, some, from, word, are, were, have, one, once, to, do, two, who, the, said, says, was, when, where, why, what, which, here, there, he, she, we, be, me, they, their, my, by, you, your, because, could, would, should, down

Code Knowledge added gradually in the unit for this Reader:

- Beginning with "Meet Vern": the sound /er/ spelled 'er' as in her
- Beginning with "Things That Swim": the sound /ar/ spelled 'ar' as in car
- Beginning with "Chimps": the sound /or/ spelled 'or' as in for
- Beginning with "Mandrills": two-syllable words
- Beginning with "Groundhogs": Tricky Word yesterday; /t/ as in asked, /d/ as in filled
- Beginning with "Deer": Tricky Word today

Core Knowledge Language Arts Amplify.

Editorial Staff

Susan Lambert, Vice President, CKLA
Julie Weintraub, Senior Account Manager
Elizabeth Wade, PhD, Managing Curriculum Developer
Patricia Erno, Managing Curriculum Developer
Jamie Raade, Senior Curriculum Developer
Amber McWilliams, ELL Specialist
Christina Cox, Copy Editor
Julia Cantuaria, Associate Marketing Manager

Project Management

Matthew Ely, Director of Operations
Jennifer Skelley, Senior Producer
Leslie Johnson, Associate Project Manager

Design and Graphics Staff

Todd Rawson, Design Director
Julia Sverchuk, Creative Director
Erin O'Donnell, Senior Designer

Contributors

Ann Andrew, Desirée Beach, Leslie Beach, Brian Black, Stephanie Cooper, Tim Chi Ly, Nicole Crook, Stephen Currie, Kira Dykema, Carol Emerson, Jennifer Flewelling, Mairin Genova, Marc Goldsmith, Christina Gonzalez Vega, Stephanie Hamilton, Brooke Hudson, Carrie Hughes, Sara Hunt, Rowena Hymer, Jason Jacobs, Leslie Johnson, Annah Kessler, Debra Levitt, Bridget Looney, Christina Martinez, Sarah McClurg, Julie McGeorge, Evelyn Norman, Chris O'Flaherty, Cesar Parra, Leighann Pennington, Heather Perry, Tim Quiroz, Maureen Richel, Jessica Richardson, Carol Ronka, Laura Seal, Cynthia Shields, John Starr, Carmela Stricklett, Alison Tepper, Karen Venditti, Carri Waloven, Michelle Warner, Rachel Wolf

Center for
Early Reading
Amplify.

Core Knowledge Language Arts

Core Knowledge Foundation

Series Editor-in-Chief

E. D. Hirsch Jr.

President

Linda Bevilacqua

Editorial Staff

Mick Anderson
Robin Blackshire
Laura Drummond
Emma Earnst
Lucinda Ewing
Sara Hunt
Rosie McCormick
Cynthia Peng
Liz Pettit
Tonya Ronayne
Deborah Samley
Kate Stephenson
Elizabeth Wafler
James Walsh
Sarah Zelinke

Design and Graphics Staff

Kelsie Harman
Liz Loewenstein
Bridget Moriarty
Lauren Pack

Consulting Project Management Services

ScribeConcepts.com

Additional Consulting Services

Erin Kist
Carolyn Pinkerton
Scott Ritchie
Kelina Summers

Acknowledgments

These materials are the result of the work, advice, and encouragement of numerous individuals over many years. Some of those singled out here already know the depth of our gratitude; others may be surprised to find themselves thanked publicly for help they gave quietly and generously for the sake of the enterprise alone. To helpers named and unnamed we are deeply grateful.

Contributors to Earlier Versions of These Materials

Susan B. Albaugh, Kazuko Ashizawa, Kim Berrall, Ang Blanchette, Nancy Braier, Maggie Buchanan, Paula Coyner, Kathryn M. Cummings, Michelle De Groot, Michael Donegan, Diana Espinal, Mary E. Forbes, Michael L. Ford, Sue Fulton, Carolyn Gosse, Dorrit Green, Liza Greene, Ted Hirsch, Danielle Knecht, James K. Lee, Matt Leech, Diane Henry Leipzig, Robin Luecke, Martha G. Mack, Liana Mahoney, Isabel McLean, Steve Morrison, Juliane K. Munson, Elizabeth B. Rasmussen, Ellen Sadler, Rachael L. Shaw, Sivan B. Sherman, Diane Auger Smith, Laura Tortorelli, Khara Turnbull, Miriam E. Vidaver, Michelle L. Warner, Catherine S. Whittington, Jeannette A. Williams.

We would like to extend special recognition to Program Directors Matthew Davis and Souzanne Wright, who were instrumental in the early development of this program.

Schools

We are truly grateful to the teachers, students, and administrators of the following schools for their willingness to field-test these materials and for their invaluable advice: Capitol View Elementary, Challenge Foundation Academy (IN), Community Academy Public Charter School, Lake Lure Classical Academy, Lepanto Elementary School, New Holland Core Knowledge Academy, Paramount School of Excellence, Pioneer Challenge Foundation Academy, PS 26R (the Carteret School), PS 30X (Wilton School), PS 50X (Clara Barton School), PS 96Q, PS 102X (Joseph O. Loretan), PS 104Q (the Bays Water), PS 214K (Michael Friedsam), PS 223Q (Lyndon B. Johnson School), PS 308K (Clara Cardwell), PS 333Q (Goldie Maple Academy), Sequoyah Elementary School, South Shore Charter Public School, Spartanburg Charter School, Steed Elementary School, Thomas Jefferson Classical Academy, Three Oaks Elementary, West Manor Elementary.

And a special thanks to the CKLA Pilot Coordinators, Anita Henderson, Yasmin Lugo-Hernandez, and Susan Smith, whose suggestions and day-to-day support to teachers using these materials in their classrooms were critical.

Credits

Every effort has been taken to trace and acknowledge copyrights. The editors tender their apologies for any accidental infringement where copyright has proved untraceable. They would be pleased to insert the appropriate acknowledgment in any subsequent edition of this publication. Trademarks and trade names are shown in this publication for illustrative purposes only and are the property of their respective owners. The references to trademarks and trade names given herein do not affect their validity.

All photographs are used under license from Shutterstock, Inc. unless otherwise noted.

Writers

Matt Davis, Core Knowledge Staff

Illustrators and Image Sources

Cover: Shutterstock; 1: Shutterstock; 3 (Vern): Michael Parker; 3 (Background): Shutterstock; 5 (Vern): Michael Parker; 5 (fish): Shutterstock; 7: Shutterstock; 9 (Vern): Michael Parker; 9 (Shark): Shutterstock; 11: Shutterstock; 13: Shutterstock; 15: Shutterstock; 17: Shutterstock; 19: Shutterstock; 21: Shutterstock; 23: Shutterstock; 25: Shutterstock; 27: Shutterstock; 29: Shutterstock; 31: Shutterstock; 33: Shutterstock; 35: Shutterstock; 37: Shutterstock; 39: Shutterstock; 41: Shutterstock; 43 (Vern): Michael Parker; 43 (Reptile Room): Shutterstock; 45: Shutterstock; 47: Shutterstock; 49: Shutterstock; 51: Shutterstock; 53 (Vern): Michael Parker; 53 (Termite mound): Shutterstock; 55: Shutterstock; 57: Shutterstock; 59: Shutterstock; 61: Shutterstock; 63: Shutterstock; 65: Shutterstock; 67: Shutterstock; 69: Shutterstock; 71: Shutterstock; 73: Shutterstock; 75 (Vern): Michael Parker; 75 (Piglet): Shutterstock; 77: Shutterstock; 78: Shutterstock; 79: Shutterstock; 80: Shutterstock; 81: Shutterstock; 82: Shutterstock; 83: Shutterstock; 84: Shutterstock; 85: Shutterstock; 86: Shutterstock; 87: Shutterstock


Regarding the Shutterstock items listed above, please note: "No person or entity shall falsely represent, expressly or by way of reasonable implication, that the content herein was created by that person or entity, or any person other than the copyright holder(s) of that content."



Center for
Early Reading
Amplify.

ckla.amplify.com

ISBN 9781683910251



9 781683 910251