

Grade 3

Unit 3 | Activity Book

**The Human Body: Systems and Senses**

Editable

Grade 3

Unit 3

---

# **The Human Body:** Systems and Senses

---

**Editable Activity Book**

**Notice and Disclaimer:** The agency has developed these learning resources as a contingency option for school districts. These are optional resources intended to assist in the delivery of instructional materials in this time of public health crisis. Feedback will be gathered from educators and organizations across the state and will inform the continuous improvement of subsequent units and editions. School districts and charter schools retain the responsibility to educate their students and should consult with their legal counsel regarding compliance with applicable legal and constitutional requirements and prohibitions.

Given the timeline for development, errors are to be expected. If you find an error, please email us at **[texashomelearning@tea.texas.gov](mailto:texashomelearning@tea.texas.gov)**.

ISBN 978-1-64383-736-9

This work is licensed under a Creative Commons Attribution-NonCommercial-ShareAlike 4.0 International License.

You are free:

to Share—to copy, distribute, and transmit the work

to Remix—to adapt the work

Under the following conditions:

**Attribution**—You must attribute any adaptations of the work in the following manner:

This work is based on original works of Amplify Education, Inc. ([amplify.com](http://amplify.com)) and the Core Knowledge Foundation ([coreknowledge.org](http://coreknowledge.org)) made available under a Creative Commons Attribution-NonCommercial-ShareAlike 4.0 International License. This does not in any way imply endorsement by those authors of this work.

**Noncommercial**—You may not use this work for commercial purposes.

**Share Alike**—If you alter, transform, or build upon this work, you may distribute the resulting work only under the same or similar license to this one.

With the understanding that:

For any reuse or distribution, you must make clear to others the license terms of this work. The best way to do this is with a link to this web page:

**<https://creativecommons.org/licenses/by-nc-sa/4.0/>**

© 2020 Amplify Education, Inc.  
**[amplify.com](http://amplify.com)**

Trademarks and trade names are shown in this book strictly for illustrative and educational purposes and are the property of their respective owners. References herein should not be regarded as affecting the validity of said trademarks and trade names.

# Unit 3

# The Human Body: Systems and Senses

## Editable Activity Book

This Activity Book contains activity pages that accompany the lessons from the Unit 3 Teacher Guide. The activity pages are organized and numbered according to the lesson number and the order in which they are used within the lesson. For example, if there are two activity pages for Lesson 4, the first will be numbered 4.1 and the second 4.2. The Activity Book is a student component, which means each student should have an Activity Book.

NAME: \_\_\_\_\_

DATE: \_\_\_\_\_

*Directions: Type words and phrases and/or draw pictures of the different human body systems and senses.*

## KWL Chart: Human Body Systems

### Skeletal System

K	W	L

# KWL Chart: Human Body Systems

## Muscular System

K	W	L

NAME: \_\_\_\_\_

DATE: \_\_\_\_\_

**1.1**  
CONTINUED

ACTIVITY PAGE

## KWL Chart: Human Body Systems

### Nervous System

K	W	L

# KWL Chart: Human Body Systems

Eyes

K

W

L



NAME: \_\_\_\_\_

DATE: \_\_\_\_\_

## KWL Chart: Human Body Systems

### Ears

K	W	L

NAME: \_\_\_\_\_

1.2

ACTIVITY PAGE

DATE: \_\_\_\_\_

## Topic and Concluding Sentences

*Type vertical lines around the topic sentence of the paragraph. Type curly braces around the concluding sentence.*

For Katie and Molly, when it's hot during the summer, a day at the beach is a perfect day! Katie, Molly, and their mom took a cab from their hotel to the beach. At the beach, all three smeared sunblock all over their skin. It was hot so they got in the water for a bit. Then they looked for seashells. After that, Katie and Molly played volleyball with some teenagers. Katie made some really sweet plays. In fact, a small group formed to watch her play. After the game, Katie and Molly and their mom started to feel like they could use some food. They left the beach to find something to eat. What a good day!

NAME: \_\_\_\_\_

DATE: \_\_\_\_\_

## Topic and Concluding Sentences

*Type vertical lines around the topic sentence of each paragraph. Type curly braces around the concluding sentence.*

Cookies are the best treat. They are very sweet and very tasty. Also, there are lots of different yummy flavors of cookies. If you get tired of one kind of cookie, you can always try another kind. I can't think of one thing that's bad about cookies.

Joyce is not good at singing. When she sings, she can never seem to hit the right notes. If she is supposed to sing high, Joyce sings low. If she is supposed to sing low, Joyce sings high. Even Joyce's dog hates it when she sings!

Hugo is good at drawing. In fact, he once won a drawing contest. Hugo drew a car for the contest, but he can draw all sorts of things. If you ask Hugo to draw an animal or a person or a plant, his drawing will look just like the real thing. He is the best artist I know.

**Dear Family Members,**

Please help your student succeed in spelling by taking a few minutes each evening to review the words together. Helpful activities for your student to do include: spelling the words orally, writing sentences using the words, or simply copying the words.

**Spelling Words**

This week, we will be reviewing the spelling of several types of plural nouns. Some plural nouns are formed by adding *-s* or *-es*. For nouns ending in 'y', the 'y' changes to an 'i' before adding *-es*. Your student will also review irregular singular and plural nouns. Your student will be assessed on these words. On the assessment, your student will be asked to write the singular and plural forms of these nouns.

Students have been assigned two Challenge Words, *exercise* and *laugh*. Challenge Words are words used very often. They may not follow spelling patterns and need to be memorized. Students will not be responsible for changing the form of the Challenge Words.

Irregular nouns, such as *child*, cannot be made plural using the regular patterns. Your student must learn and memorize the correct plural form.

The spelling words, including the Challenge Words, are listed below:

**Regular Singular Nouns**

1. match
2. night
3. glass
4. fox
5. story
6. baby

**Regular Plural Nouns**

- matches
- nights
- glasses
- foxes
- stories
- babies

### Irregular Singular Nouns

7. child
8. man
9. woman
10. goose
11. mouse
12. louse
13. tooth
14. foot
15. person

**Challenge Word:** *exercise*

**Challenge Word:** *laugh*

### Irregular Plural Nouns

- children
- men
- women
- geese
- mice
- lice
- teeth
- feet
- people

### Student Reader

The Reader for Unit 3 is entitled *How Does Your Body Work?* Although it is a nonfiction Reader, Dr. Welbody, a fictional character, is the narrator who guides students through the factual information. We are using Dr. Welbody as the narrator in this Reader to make the informational text more accessible to students. The Reader consists of selections that explain how a few of the body systems work.

The chapters your student will read this week include information about the skeletal and muscular systems. Students will learn important facts about the skeletal and muscular systems—what they are and how they work.

NAME: \_\_\_\_\_

DATE: \_\_\_\_\_

The Mowse Hole  
Your Classroom Wall  
Mowse Land U.S.A.  
September 30 2011

**dear friends,**

i have been listening to your teacher tell you about real animals for the last few weeks i love learning about animals because I am one I no you have met my relative, Rattenborough

i thought i would write a report about animals and leave it for you to read

i had trouble writing my report my sentences seem to be out of order can you help me

Thank you so much

sincerely,

mr. mowse

NAME: \_\_\_\_\_

2.2

ACTIVITY PAGE

DATE: \_\_\_\_\_

## Classification of Animals

### A Report by Mr. Mowse

*Type the topic sentence (TS) and concluding sentence (CS) in this paragraph. Then, number the remaining sentences, which provide supporting details, in the correct order.*

\_\_\_ Another characteristic is that all living things reproduce, or make babies.


\_\_\_ One important characteristic is that all living things need energy, or food, to survive.

\_\_\_ A second characteristic is that all living things develop, starting as babies and growing into adulthood.

\_\_\_ There are certain important characteristics that living things have in common.

\_\_\_ Learning about the characteristics of all living things helps us to better understand life.

\_\_\_ Last, all living things respond and adapt to the surrounding environment.



**Mr. Mowse**

*Type the topic sentence (TS) and concluding sentence (CS) in this paragraph. Then, number the remaining sentences, which provide supporting details, in the correct order.*

\_\_\_ Another way to classify animals is whether they are cold-blooded or warm-blooded.

\_\_\_ One characteristic that scientists study is the type of body covering on an animal.

\_\_\_ Animals can be classified or grouped by a set of common characteristics.

\_\_\_ Warm-blooded animals can control their body temperature, but the temperature of cold-blooded animals is affected by the outside temperature.

\_\_\_ Some animals have fur and some have scales to cover their bodies.

\_\_\_ Classification makes understanding life easier and more organized.

\_\_\_ Finally, scientists also study whether animals are vertebrates (having backbones) or invertebrates (not having backbones).



## The Skeletal System

Hello! My name is Dr. Welbody. Some of you may remember me. I visited your school once before. You were in first grade then. We learned about some of the systems that keep your body working. I told you to eat healthy food so you would grow up to be big and strong. It looks like you listened to me, too! I see that you have grown a lot since then! You are getting big and tall!

I am here today to help you learn more about the body and its systems. In the next few days we will learn about three systems: the **skeletal system**, the **muscular system**, and the **nervous system**.

I'd like to begin with the **skeletal system**. The **skeletal system** is made up of bones that give your body shape.

I have a slideshow here on my computer. The first slide shows the **skeletal system**. The picture on the right shows what the **skeletal system** looks like from the front. The one on the left shows what it looks like from the side.

There are more than 200 bones in your body. When I went to medical school to learn to be a doctor, I had to learn the name of every bone in the body. I had to study very hard!

You kids don't need to be able to name every bone in the body. But you should know the names of some of the more important bones. So let's get started!

Let's start at the top, with the **skull**. Doctors call this set of bones the **cranium**. The **skull**, or **cranium**, has a very important job. It protects your brain.

You might think the **skull** is all one big bone. But that's not the case. In fact, a human **skull** is a set of 22 bones.

Rub the back of your neck. Can you feel the bone that's right at the base of your neck? That's one of the bones in your spine, or spinal column. The spine is a chain of bones that runs down through your neck and back. It runs from the base of the **skull** all the way down to your hips (or **pelvis**).

The spinal column is made up of more than 30 smaller bones, stacked one on top of another. These smaller bones are called **vertebrae**. The **vertebrae** protect a bundle of nerves called the spinal cord. The spinal cord delivers nerve signals to and from the brain.

You may remember learning that animals with spines, or backbones, are called vertebrates. That's because their spines are made up of **vertebrae**.

My next slide shows the bones inside your chest. If you tap on your chest, right in the middle, you can feel your breastbone. It's also known as the **sternum**.

If you tap a bit to the left or the right, you may be able to feel some of your ribs. The ribs protect inner **organs** like the heart and lungs.

If you look at the slide, you can see why people sometimes talk about “the rib cage.” The rib bones look like the bars of a cage.

Do you see the two large bones behind the rib cage? They are shaped like triangles. There's one on each side. These are your **shoulder blades**. The medical name for the **shoulder blade** is the **scapula**.

The last two bones I want to tell you about are leg bones. They are called the **tibia** and the **fibula**. These are the two bones in the lower part of your leg. The **tibia** is the larger of the two.

Okay, that's a lot of bones—and a lot of names. Let's play Simon Says and see if you can remember the names. I'll be Simon.

Are you ready?

Simon says, tap your **skull**.

Simon says, now tap your **cranium**.

Ha! The **cranium** is the same thing as the **skull**. Did I trick any of you?

Simon says, flex your **vertebrae** by bending over and touching your **tibia**.

Simon says, take a deep breath and feel your rib cage **expand**.

Simon says, put your **pelvis** to work and sit down.

Now, reach back and see if you can touch one of your **scapulae**, or **shoulder blades**.

Wait! I didn't say Simon says! Did I catch anyone?

NAME: \_\_\_\_\_

2.4

TAKE-HOME

DATE: \_\_\_\_\_

## The Skeletal System: Reader's Theater

**Narrator**

Welcome to the Human Body Network. Today, we are visiting Mrs. Bones' third-grade class as they learn about the skeletal system.

**Mrs. Bones**

Good morning, everyone. We have a special visitor today named Dr. Welbody. Some of you may remember her. She visited your classroom when you were in first grade.

**Dr. Welbody**

Hello! My name is Dr. Welbody. I visited your school a few years ago. We learned about some of the systems that keep your body working.

**Everyone**

Hello! Hello!

**Dr. Welbody**

Well, let's begin. The skeletal system is made up of bones. There are more than 200 bones in your body. You kids don't need to be able to name every bone in the body. But you should know the names of some of the most important bones. So let's get started!

**Student 1 (tapping her head)**

What is the name of the bone that makes up my head?

**Dr. Welbody**

Good question! Your skull is made up of more than one bone. Doctors call this set of bones the cranium.

**Student 2**

The cranium? That's a funny name. How will I remember that name?

**Dr. Welbody**

Try this: The cranium protects your brain, right?

**Student 3**

I guess so.

**Dr. Welbody**

And the word *cranium* sounds like the word *brain*. The CRAN-ium protects your BRAIN-ium!

**Everyone (giggling)**

The CRAN-ium protects your BRAIN-ium.

**Narrator**

Dr. Welbody and Mrs. Bones are great teachers. The class is learning a lot today!

**Dr. Welbody**

That was easy!

**Student 4 (tapping his chest)**

What about this bone right here in the middle of my chest? What is its name?

**Dr. Welbody**

The sternum. Say it with me—sternum.

NAME: \_\_\_\_\_

DATE: \_\_\_\_\_

**Student 5**

That's a hard word to remember. Do you have a trick to help us?

**Dr. Welbody**

Try this poem:

*Be glad your sternum's on the inside,  
That really is the best.  
For if it were on the outside,  
You'd have a bony chest!*

**Everyone (giggling)**

Say it again, say it again!

**Dr. Welbody and students**

*Be glad your sternum's on the inside,  
That really is the best.  
For if it were on the outside,  
You'd have a bony chest!*

**Narrator**

I wish I were a third grader today!

**Student 6**

What about the bones in my legs? What are they called?

**Dr. Welbody**

The two bones in your lower leg are called the tibia and the fibula. The tibia is the larger of the two.

**Student 7**

I bet you have a trick for us to help us remember, don't you?

**Dr. Welbody (chuckling)**

Yes, I do! You see in your Reader that one of the bones is larger than the other. Well, here goes—a fib is a little lie and the fibula is the little leg bone. How about that?

**Everyone**

We loved your visit! Hooray for Dr. Welbody's tricks and for Mrs. Bones' bones!

**Narrator**

Thanks for tuning into the Human Body Network today. We hope you learned a lot about bones. Tune in again soon!

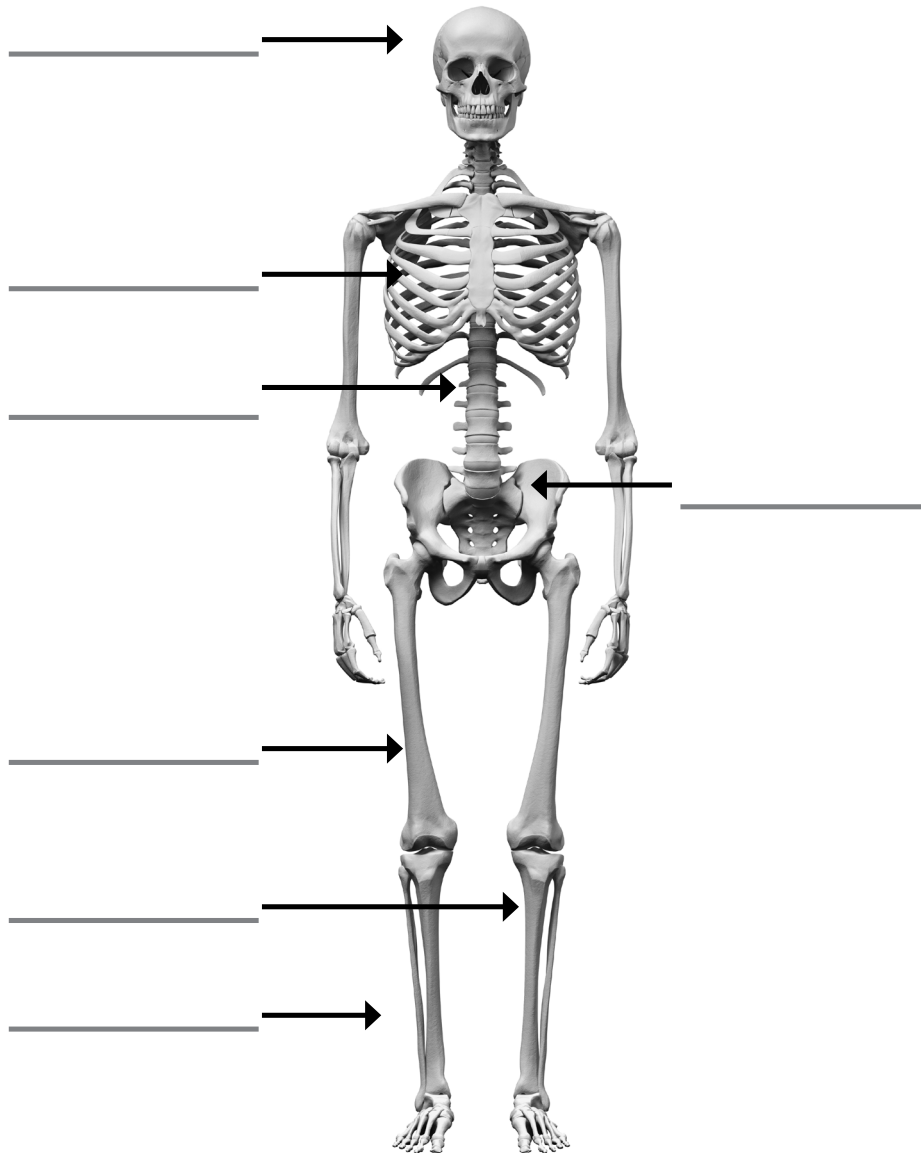
NAME: \_\_\_\_\_

DATE: \_\_\_\_\_

# The Skeletal System

*Directions: Fill in the missing labels of the skeletal system.*

spinal column	skull	femur
pelvis	tibia	rib cage
	fibula	



NAME: \_\_\_\_\_

DATE: \_\_\_\_\_

## All About Bones

1. What is the outer part of a bone made of?

- A. blood
- B. muscle
- C. calcium
- D. seashells

page \_\_\_\_\_

Answer \_\_\_\_\_

2. Identify what makes up the inside of bones.

- A. calcium
- B. bone marrow
- C. oxygen
- D. soft issues

page \_\_\_\_\_

Answer \_\_\_\_\_

3. The important job of the bone marrow cells is to \_\_\_\_\_

\_\_\_\_\_

page \_\_\_\_\_



4. \_\_\_\_\_ carry oxygen all around the body.

- A. Bone marrow cells
- B. White blood cells
- C. Red blood cells
- D. Soft tissues

page \_\_\_\_\_

5. Describe how an x-ray works so that a doctor can see the bones inside someone's body.

---

---

page \_\_\_\_\_

6. Explain how a cast helps broken bones heal.

---

---

page \_\_\_\_\_

7. What do you think might happen to a broken bone if a cast were not placed on it?

---

---

NAME: \_\_\_\_\_

DATE: \_\_\_\_\_

## Blank Busters

child	match	foot	tooth	mouse
glass	woman	man	person	goose
louse	story	fox	night	baby

*Fill in the blanks with the correct spelling words. Sometimes you will use the singular form, and sometimes you will use the plural form. Sometimes you will use both. You will not use a word more than once.*

1. My cat chased a \_\_\_\_\_ under the fence. Cats like to chase \_\_\_\_\_.
2. My friend is the only \_\_\_\_\_ in her family. In my family, there are three \_\_\_\_\_.
3. \_\_\_\_\_ are not toys. You could start a fire with just one if you are not careful with it.
4. I thought I only needed one \_\_\_\_\_ to take pictures during the play. But after seeing how wide the stage is, I need two or three \_\_\_\_\_ to take pictures so that we can see everything.
5. The library book I checked out this week is a \_\_\_\_\_ about a boy who lived on a boat. I like reading \_\_\_\_\_ about kids my age.

6. A group of \_\_\_\_\_ waited at the bus stop in the rain.  
One \_\_\_\_\_ did not have an umbrella or raincoat so he was soaked.
7. My sister has a loose \_\_\_\_\_ that she wiggles all the time.  
She has already lost four \_\_\_\_\_.

child	match	foot	tooth	mouse
glass	woman	man	person	goose
louse	story	fox	night	baby

8. Some \_\_\_\_\_ sat on a blanket at the park and ate lunch.  
One \_\_\_\_\_ took her shoes off before she ate.
9. Today, there are many more \_\_\_\_\_ at the pond.  
Yesterday, I only saw one \_\_\_\_\_ and it was not long before it flew away.
10. My neighbor found a \_\_\_\_\_ on her son's head.  
She washed all his clothes and sheets to make sure there were no \_\_\_\_\_ on those.
11. My \_\_\_\_\_ hurt after walking around all day. There is a blister on one \_\_\_\_\_ but not on the other.
12. I put the dirty \_\_\_\_\_ in the sink so nobody would use them. My \_\_\_\_\_ had some milk left in it from dinner so I gulped it down.

NAME: \_\_\_\_\_

DATE: \_\_\_\_\_

## All About Bones

Last time, we learned the names of some of the bones in the body. Today, I'd like to tell you a little more about bones.

The bone I'm pointing to is the human fibula bone. The fibula, you may recall, is one of the bones in your leg.

The outer part of a bone is hard. It is made up of the same stuff as a seashell you might find at the beach. That stuff is called **calcium**.

Do you like milk? Milk and other **dairy** products like cheese have lots of **calcium** in them. They are good for your bones. One way to take good care of your bones is to eat a healthy diet with **dairy** products. Exercise is also good for your bones.

If you could look inside a bone, you'd see something called bone **marrow**. Since you can't see inside this bone, I'll show you a slide.

This slide shows bone **marrow cells**. I think you may already know a little about **cells**. Is that right? If you look at things with a strong microscope, you can see that many things are made up of tiny **cells**. Your skin is made of **cells**. So are your bones.

Here you can see some bone **marrow cells**. There are millions of **cells** like these inside your bones. The bone **marrow cells** have an important job. They are like little factories. They pump out red blood **cells**. Then, the red blood **cells** carry oxygen all around the body.

As you get older and taller, your bones grow with you. Bones are strong. They can support a great deal of weight. However, if we put too much

pressure on them, or if the pressure comes from the wrong direction, bones can break.

This next slide shows a broken bone. This is a special kind of picture called an **x-ray**.

**X-rays** are part of the invisible light spectrum. When you aim **x-ray** light at your body, some parts of the body absorb a lot of **x-rays** and some do not. Your bones are hard. They absorb a lot of the **x-ray** light. The soft **tissue** around your bones absorbs less **x-ray** light. That is why doctors like **x-rays**. We can aim **x-rays** at a part of your body and get a picture of the inside of your body. We can use **x-rays** to find out if any bones are broken. You will learn much more about **x-rays** in a later unit about light and sound.

Have any of you ever broken a bone?

I fix lots of broken bones each year. Would you like to know how I do it?

I start by taking **x-rays**. That's how I find out if the bone is really broken. If the **x-rays** show that a bone is broken, then I set the bone. That means I put the bone pieces back in the right place. Once the bones are in the right place, I put on a **cast**.

One of the remarkable things about the bones in your body is that they are able to heal themselves. Once a broken bone has been set, it grows back just like it was before it was broken.

Here's a boy I fixed up last summer. He broke one of the bones in his arm. I put the **cast** on to hold the bones in the right place so they would heal. He had to wear the **cast** for two months while the bones healed. Then, I cut the **cast** off for him.

He's just fine now. His bone has healed and his arm is as good as new.

## 4.1

NAME: \_\_\_\_\_

DATE: \_\_\_\_\_

## Word Shelf

The left-hand side of the table contains words that use the suffix you have been studying. Use the blanks on the right side to record additional words that use the same suffix. Then type those words and their definitions on the table on the following page.

<p><i>dis-</i> prefix meaning <i>not</i></p>	
disagree	
disapprove	
disobey	
distrust	

NAME: \_\_\_\_\_

DATE: \_\_\_\_\_

### *dis-*: Prefix Meaning “not”

<b>disagree</b> —(verb) to not have the same opinion	
<b>disapprove</b> —(verb) to not accept something	
<b>disobey</b> —(verb) to not do what someone tells you to do	
<b>distrust</b> —(verb) to not believe that someone or something is honest or truthful	

*Choose the right word to complete each sentence. Type it on the line.*

disobey	disapprove	dislike	disconnect
---------	------------	---------	------------

1. Our teacher had to \_\_\_\_\_ the projector from the computer to see if she could fix the display problem.
2. We \_\_\_\_\_ people who call our house and insist they aren't selling something because they really are.
3. You should not \_\_\_\_\_ a police officer if he tells you not to cross the street yet.
4. Type your own sentence using the one word left in the box.

---

---

## 4.3

NAME: \_\_\_\_\_

DATE: \_\_\_\_\_

**Word Shelf**

The left-hand side of the table contains words that use the suffix you have been studying. Use the blanks on the right side to record additional words that use the same suffix. Then type those words and their definitions on the table on the following page.

<b><i>mis-</i></b> prefix meaning <i>wrong</i>	
misbehave	
misjudged	
misspell	
misplace	



***mis-*: Prefix Meaning “Wrong”**

<b>misbehave</b> —(verb) to act wrong	
<b>misjudged</b> —(verb) formed an opinion that is wrong	
<b>misspell</b> —(verb) to write or name the letters in a word in the wrong order	
<b>misplaced</b> —(verb) put something in the wrong location	

*Choose the right word to complete each sentence. Type it on the line.*

misplaced	misunderstand	misjudged	misused
-----------	---------------	-----------	---------

1. I have \_\_\_\_\_ my keys because they are not where I put them every night.
2. It is easy to \_\_\_\_\_ Mr. Connor because he speaks in such a quiet voice.
3. Sam \_\_\_\_\_ how large the couch was so we had a hard time getting it through the door of his new apartment.
4. Type your own sentence using the one word left in the box.

---

---

---

NAME: \_\_\_\_\_

DATE: \_\_\_\_\_

## Practice Prefixes *dis-* and *mis-*

*If the sentence shows an example of the correct definition of the underlined word, type yes on the blank that follows. If the sentence does not show an example of the correct definition of the underlined word, type no.*

1. Dad disapproves of my goal to try out for the baseball team, so he said he will help me practice. \_\_\_\_\_
2. To misspell a word means you spelled it incorrectly when you wrote it on your paper. \_\_\_\_\_
3. Carla misused the glue by using a few dabs on her paper instead of squirting it all out at one time. \_\_\_\_\_
4. The puppy disobeyed her master by chewing up his slippers. \_\_\_\_\_
5. When I disconnect the leash from my dog's collar, he might try to run off. \_\_\_\_\_

Type a sentence for each word like the ones on page 37 that you can answer with yes.

1. *disagree*

---

---

---

2. *misunderstand*

---

---

---

3. *misplaced*

---

---

---

NAME: \_\_\_\_\_

DATE: \_\_\_\_\_

## Order Sentences

*Type the topic sentence (TS) and concluding sentence (CS) in this paragraph. Then, number the remaining sentences, which provide supporting details, in the correct order.*

\_\_\_ Next, spread the peanut butter on one slice of bread and the jelly on the other slice of bread.

\_\_\_ Making a peanut butter and jelly sandwich is an easy thing to do.

\_\_\_ First, get out a plate, the bread, the peanut butter, the jelly, and a knife and place it all on a counter.

\_\_\_ Before you know it, you are ready to sink your teeth into your yummy sandwich!

\_\_\_ Put your two pieces of bread together to make a sandwich.

NAME: \_\_\_\_\_

DATE: \_\_\_\_\_

## Write Topic and Concluding Sentences

*Read the sentences that go with each topic. Then, type a topic sentence and a concluding sentence for each topic. Remember to indent the topic sentence.*

### Topic: Summer

---

---

One of the best things about summer is that we don't have school! I have the whole day to do lots of fun things. Another good thing about summer is that it is hot and sunny, so I can go swimming almost every day. Also, since it stays light out later at night, after dinner my mom lets me go to the park to play ball with my friends.

---

---

### Topic: Class Trip

---

---

First, we all got on a bus that took us from school to the harbor at Battery Park. Then, we took a boat to the Statue of Liberty. Then, we got to climb up inside the statue. When it was time for lunch, we had a picnic outside on the grass near the statue. Then, it was time to go back to school.

---

---

NAME: \_\_\_\_\_

DATE: \_\_\_\_\_

## Spelling Assessment

*As your teacher calls out the words, type them in the correct column.*

**Singular Noun**

**Plural Noun**

---

---

---

---

---

---

---

---

---

---

---

---

---

---

---

---

---

---

---

---

---

---

---

---

---

---

---

---

---

---

---

---

---

---

---

---

---

---

---

---

---

---

---

---

---

---

---

---

**Challenge Word:** \_\_\_\_\_

**Challenge Word:** \_\_\_\_\_

# Dictated Sentences

1. \_\_\_\_\_  
\_\_\_\_\_  
\_\_\_\_\_  
\_\_\_\_\_  
\_\_\_\_\_

2. \_\_\_\_\_  
\_\_\_\_\_  
\_\_\_\_\_  
\_\_\_\_\_  
\_\_\_\_\_

## The Muscular System

Have you ever seen a movie or a TV show in which skeletons chase people? I saw a cartoon like that the other day. These kids were trying to solve a mystery, but they were having problems. Every time they went out to look for clues, a skeleton would pop out of a grave and chase them around.

Well, as a doctor, I have to tell you: that's just not very **realistic**. Bones don't move all by themselves. In fact, bones don't go anywhere at all without **muscles**.

When I bend my arm, I do it by using **muscles**. I tighten the **muscles** in my arm, and the **muscles** make the bones and the rest of the arm move.

When you kick a ball, it's the same thing. You tighten the **muscles** in your legs in order to move your leg bones.

This slide shows you some of the **muscles** in the muscular system. You can see that there are lots of **muscles** in our bodies. There are about 650 **muscles** in the human body, in fact. About half of your body's weight comes from **muscles**!

**Muscles** are important to us for many reasons. Can you think of some?

**Muscles** help us run and jump. They allow us to stand up and sit down. We use **muscles** when we lift heavy objects. We also use them when we chew our food and when we smile. We even use **muscles** when we breathe.

Doctors divide **muscles** into two groups: **voluntary muscles** and **involuntary muscles**. **Voluntary muscles** are **muscles** that you can make move and control. **Involuntary muscles** are **muscles** that you can't control.



**Involuntary muscles** work without you even thinking about them. These **muscles** work **automatically**.

The **muscles** that help you move your arms and legs are **voluntary muscles**. When you want to pick up a box, you think about it and then tighten the **muscles** in your arms so you can lift the box. You can also control the **muscles** in your legs when you want to make your body run or jump.

The **muscles** in your heart, however, are **involuntary muscles**. They keep your heart beating, whether you are awake or asleep. You don't have to think, "It's time to beat again, heart!" These **muscles** work **automatically**.

There are **involuntary muscles** in your stomach, as well. Your **stomach** muscles keep **digesting** your food without you reminding them to do the job.

NAME: \_\_\_\_\_

DATE: \_\_\_\_\_

## Joints and Muscles

1. Make a list of the joints in your body. (Hint: There are more joints than what are listed in *How Does Your Body Work?* Use the information in the chapter and think about other parts of your body.) Be ready to share your list with your classmates.

---

---

---

---

2. Explain what cartilage does.

---

---

---

---

page \_\_\_\_\_

3. Ligaments connect \_\_\_\_\_ to \_\_\_\_\_,  
while tendons connect \_\_\_\_\_ to \_\_\_\_\_.

pages \_\_\_\_\_ and \_\_\_\_\_

4. Your Achilles tendon is located just above your \_\_\_\_\_.

A. knee

B. cranium

C. heel

D. sternum

page \_\_\_\_\_



NAME: \_\_\_\_\_

DATE: \_\_\_\_\_

## Joints and Muscles

Does anyone know what we call the place where two bones come together?

It's called a **joint**.

You have lots of **joints** in your body. Your elbow is a **joint**. So is your shoulder. So is your knee.

Many **joints** are **cushioned** by **cartilage**. **Cartilage** is a **flexible, connective** tissue. It is not as hard as bone, but it is stiffer and less **flexible** than muscle.

Do you remember when we learned about the vertebrae—the bones that make up your spinal column? Well, we have **cartilage** between each of the 30 or so vertebrae in our spinal column. The **cartilage cushions** the vertebrae and keeps them from rubbing or banging against each other. The **cartilage** is shown in red in the **model** on the slide.

You also have **cartilage** in your ears. Grab the top of your ear and bend it down a little. Now, let it go. Do you feel how your ear snaps back into place when you let go of it? It's the **cartilage** that makes your ear do that.

Some of the most important tissues in your body are located at the **joints**.

A **ligament** is a kind of tissue that connects one bone with another. Most of your **joints** contain **ligaments**. You have **ligaments** in your knee, in your neck, and in your wrists.

This slide shows **ligaments** in your knee. Can you see how the **ligaments** connect your thigh bone to the bones in your lower leg?

**Ligaments** connect bones to other bones. **Tendons** connect muscles to bones.

I said earlier that the muscular system and the skeletal system are connected. Well, it's the **tendons** that link these two systems. It's the **tendons** that connect muscles to bones and allow you to move your bones.

One of the most famous **tendons** in the body is called the **Achilles** [ə-KIL-eez] **tendon**. Does anyone know where the **Achilles tendon** is?

That's right! The **Achilles tendon** is in the back of your leg, just above the heel. The **Achilles tendon** connects your heel bone to the muscles in your lower leg. It's an important **tendon** that you use when you walk or run.

Does anyone know why this **tendon** is called the **Achilles tendon**?

No? Well, then, I guess I had better tell you the story.

The **Achilles tendon** is named for a famous Greek **warrior** named **Achilles**. You may remember hearing about the ancient Greeks when you were in second grade.

When **Achilles** was a baby, his mom tried to make sure that he would never die. She had heard that a person who had been dipped in the River Styx could not be harmed by spears or arrows. She took her son and dipped him in the river. Then, she felt better. She believed that her son was **invulnerable**. Nothing could harm him—or so she thought.

There was just one problem. When she dipped **Achilles** in the river, she held him by his heel. So this heel never got dipped in the river.

Many years later, during the **Trojan War**, a **Trojan warrior** shot an arrow at **Achilles**. The arrow landed right above **Achilles's** heel—the very spot that had not been dipped into the River Styx. **Achilles** died from his wound.

So now you know why the **Achilles tendon** is named for **Achilles**. This **tendon** was the one spot where the mighty **warrior** was **vulnerable** and could be wounded.

NAME: \_\_\_\_\_

DATE: \_\_\_\_\_

**Dear Family Members,**

Please help your student succeed in spelling by taking a few minutes each evening to review the words together. Helpful activities for your student to do include: spelling the words orally, writing sentences using the words, or simply copying the words.

**Spelling Words**

This week, your student will continue to work with singular nouns and their plural forms. Students will change the singular noun to a plural noun by first changing the ‘f’ to ‘v’, dropping the final ‘e’ when appropriate, and then adding the suffix *-es*. Your student will be assessed on these words. On the assessment, your student will be asked to write the singular and plural forms of these nouns.

Students have been assigned two Challenge Words, *before* and *please*. Challenge Words are words used very often. They may not follow spelling patterns and need to be memorized. Students will not be responsible for changing the form of the Challenge Words.

The spelling words, including the Challenge Words, are listed:

**Singular Nouns**

**Plural Nouns**

- |          |         |
|----------|---------|
| 1. knife | knives  |
| 2. life  | lives   |
| 3. wife  | wives   |
| 4. half  | halves  |
| 5. wolf  | wolves  |
| 6. loaf  | loaves  |
| 7. elf   | elves   |
| 8. leaf  | leaves  |
| 9. thief | thieves |

### **Singular Nouns**

10. shelf

11. self

**Challenge Word:** *before*

**Challenge Word:** *please*

### **Plural Nouns**

shelves

selves

### **Student Reader**

The chapters your student will read this week in *How Does Your Body Work?* include information about the nervous system, the spinal cord and brain, and eyes and vision. Dr. Welbody will continue to guide students through the factual information.



NAME: \_\_\_\_\_

DATE: \_\_\_\_\_

## The Nervous System

*Read the following sentences carefully. If the sentence describes an action that is a reflex, type the word yes in the blank. If the sentence describes an action that is not a reflex, type the word no in the blank.*

1. You see it's snowing outside so you put on a coat. \_\_\_\_\_
2. You touch a pan of boiling water and immediately pull your hand away. \_\_\_\_\_
3. You see a vase of flowers and stop to smell them. \_\_\_\_\_
4. You walk outside, it's freezing, and your arms get goose bumps. \_\_\_\_\_
5. Your brother jumps out at you from around the corner and you flinch. \_\_\_\_\_
6. The cookie you ate tasted so good you had another. \_\_\_\_\_
7. The doctor taps your knee with a rubber hammer and your leg kicks. \_\_\_\_\_

*Answer in complete sentences, noting the page in How Does Your Body Work? where you found the answer.*

1. Why does a doctor check your reflexes?

---

---

---

page \_\_\_\_\_

2. Imagine you are at the doctor's office and when the doctor taps on your knee, your leg does NOT kick up. Name the system that may not be healthy.

---

---

---

page \_\_\_\_\_

NAME: \_\_\_\_\_

7.2

ACTIVITY PAGE

DATE: \_\_\_\_\_

## Blank Busters

life	thief	wolf
loaf	shelf	self
leaf	wife	knife
elf	half	

*Fill in the blanks with the correct spelling words. Sometimes you will use the singular form, and sometimes you will use the plural form. Sometimes you will use both. You will not use a word more than once.*

1. Last week we ran out of bread for lunch since we only bought one \_\_\_\_\_. This week we need to buy two \_\_\_\_\_.
2. Several \_\_\_\_\_ stole things left in the cars that were parked on the street last night. One \_\_\_\_\_ dropped a hat that the police kept for evidence.
3. My uncle has been married twice and has had two \_\_\_\_\_. His current \_\_\_\_\_ makes the best cookies.
4. I can only reach the bottom \_\_\_\_\_ in the kitchen cabinet. The top two \_\_\_\_\_ are too high for me.
5. \_\_\_\_\_ could hurt you if you are not careful. When you cut with a \_\_\_\_\_, you have to take your time and pay close attention to what you are doing.

6. Dogs and \_\_\_\_\_ have many things in common. However, a dog would make a good pet, but a \_\_\_\_\_ would not.

life	thief	wolf
loaf	shelf	self
leaf	wife	knife
elf	half	

7. In the fall, the \_\_\_\_\_ change colors. I love it when I find a bright yellow or red \_\_\_\_\_ on the ground!

8. When a frog begins its \_\_\_\_\_, it lives in the water. When the frog grows to be an adult, it is almost as if it leads two \_\_\_\_\_, one in the water and one on land.

9. After taking a vacation, she was her usual, happy \_\_\_\_\_. Sometimes people need to take a break to get back to their normal \_\_\_\_\_ after working hard for so long.

10. You did not divide the pile of books into two equal \_\_\_\_\_. My \_\_\_\_\_ does not include enough books for the topic I am writing about.

11. Sometimes during the holidays, I see people in stores dressed as \_\_\_\_\_. Once, someone dressed as an \_\_\_\_\_ and was handing out stickers to children.

NAME: \_\_\_\_\_

DATE: \_\_\_\_\_

**Prefix Review: un-, non-, re-, pre-, mis-, and dis-**

**Directions:**

1. Throw the die and move the number of spaces indicated.
2. Read the word in the space that you land on and use it correctly in a sentence.
3. Then, type the word in the correct column on this page.
4. Next, type the part of speech for the way you used the word in the sentence.

<b>un-</b>	<b>Part of Speech</b>	<b>non-</b>	<b>Part of Speech</b>	<b>re-</b>	<b>Part of Speech</b>
_____	_____	_____	_____	_____	_____
_____	_____	_____	_____	_____	_____
_____	_____	_____	_____	_____	_____
_____	_____	_____	_____	_____	_____
_____	_____	_____	_____	_____	_____
_____	_____	_____	_____	_____	_____
_____	_____	_____	_____	_____	_____
_____	_____	_____	_____	_____	_____

*pre-*


**Part of Speech**


*mis-*

**Part of Speech**

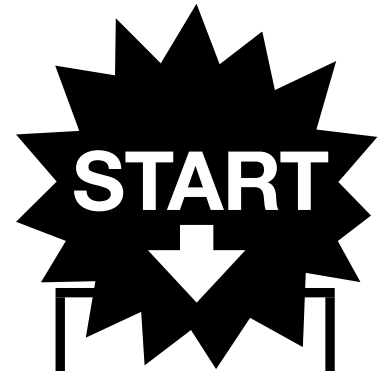

*dis-*

**Part of Speech**


distrust	redo	unable	Good job! You got a big tree for the beavers. Move ahead one space.	misused
nonabsorbent	 <p><b>Frisky Beavers</b></p>			
precook				
misbehave				
refill				
uneven				
Oh no! The tree fell on the den. Wait 1 turn.	dislike	nonliving	preset	misspell

NAME: \_\_\_\_\_

DATE: \_\_\_\_\_



preview	rewrite	disobey		
		nondairy		prepay
unsafe	nonthreatening	unnecessary		Oops! You fell in the pond. Dry off and wait one turn.
		preselect		disapprove
		misjudged		unsure
		rename		review
unhappy	retell	disconnect	nonverbal	misplaced



NAME: \_\_\_\_\_

DATE: \_\_\_\_\_

## Review Prefixes

***un-*, *non-*, *re-*, *pre-*, *dis-*, and *mis-***

*Type the correct word, from the choices after each sentence, to complete the sentence.*

1. Robby approached the dog in a _____ way so the dog would know he wasn't going to hurt it.	nonthreatening	threatening
2. Uncle Bill was _____ that someone scratched his new truck.	happy	unhappy
3. Mary had to _____ the roast the night before the party and then finish cooking it that morning.	precook	cook
4. I _____ that we should offer to cut the grass and rake leaves for our neighbor, Miss Andrews, since her health is not good.	disagree	agree
5. She _____ how cold it was outside and forgot to take a hat and gloves, so she was very cold.	judged	misjudged
6. The ribbons I cut for wrapping presents look _____ because two of them seem much longer than the others.	uneven	even
7. My brother asked me to _____ the new bucket with water so we could wash the car.	refill	fill
8. Rachel knows the best _____ ways to get her mom's attention from across the room so she doesn't have to yell.	nonverbal	verbal

Type the part of speech and the meaning for each word. Then type the root word for each word.

1. *disconnect*

Part of Speech: \_\_\_\_\_ Root Word: \_\_\_\_\_

Meaning: \_\_\_\_\_

2. *misused*

Part of Speech: \_\_\_\_\_ Root Word: \_\_\_\_\_

Meaning: \_\_\_\_\_

3. *review*

Part of Speech: \_\_\_\_\_ Root Word: \_\_\_\_\_

Meaning: \_\_\_\_\_

4. *unsure*

Part of Speech: \_\_\_\_\_ Root Word: \_\_\_\_\_

Meaning: \_\_\_\_\_

5. *prepay*

Part of Speech: \_\_\_\_\_ Root Word: \_\_\_\_\_

Meaning: \_\_\_\_\_

NAME: \_\_\_\_\_

DATE: \_\_\_\_\_

## Your Brain Signal

1. You have \_\_\_\_\_<sub>1</sub> \_\_\_\_\_ \_\_\_\_\_ \_\_\_\_\_<sub>2</sub> all over your body.
2. If a person is \_\_\_\_\_<sub>3</sub> \_\_\_\_\_ \_\_\_\_\_ \_\_\_\_\_ \_\_\_\_\_ \_\_\_\_\_, he is unable to move his legs and/or his arms.
3. Th \_\_\_\_\_<sub>4</sub> \_\_\_\_\_ \_\_\_\_\_ \_\_\_\_\_ \_\_\_\_\_ cord extends from your tailbone to your skull and is like a super highway.
4. The cerebellum has two \_\_\_\_\_<sub>5</sub> \_\_\_\_\_ \_\_\_\_\_ \_\_\_\_\_ \_\_\_\_\_ \_\_\_\_\_<sub>6</sub>.
5. The medulla controls involuntary movements in your lungs such as \_\_\_\_\_<sub>7</sub> \_\_\_\_\_ \_\_\_\_\_ \_\_\_\_\_ \_\_\_\_\_ \_\_\_\_\_<sub>8</sub>.

Once you have answered the questions above, fill in the letters with the corresponding numbers below to answer the question:

**What does the brain send out to the rest of the body?**

\_\_\_\_\_<sub>5</sub> \_\_\_\_\_<sub>7</sub> \_\_\_\_\_<sub>2</sub> \_\_\_\_\_<sub>4</sub> \_\_\_\_\_<sub>3</sub> \_\_\_\_\_<sub>8</sub> \_\_\_\_\_<sub>1</sub> \_\_\_\_\_<sub>6</sub>

NAME: \_\_\_\_\_

DATE: \_\_\_\_\_

## Review Prefixes

***un-*, *non-*, *re-*, *pre-*, *dis-*, and *mis-***

*Type the correct word, from the choices after each sentence, to complete the sentence.*

1. I _____ peaches, but I'll gladly eat apples instead.	like	dislike
2. Grandma asked me to help her _____ the photos in her photo album because she had new photos.	do	redo
3. Ben felt _____ enough to get out of bed and sit outside while his brother played in the backyard.	unwell	well
4. Our assignment was to write a _____ paper about one of the systems of the human body.	fictional	nonfictional
5. It is easy to _____ you when you try to talk with your mouth full of food!	misunderstand	understand
6. Please _____ the oven to 350 degrees so it will be warm enough to start baking the cake batter we are preparing.	heat	preheat
7. Will cannot eat or drink _____ products, like cheese and ice cream, because he is allergic to milk.	nondairy	dairy
8. You should _____ this letter because it is hard to read your handwriting.	rewrite	write

Type the part of speech and the meaning for each word. Then, type the root word for each word.

1. *nonliving*

Part of Speech: \_\_\_\_\_ Root Word: \_\_\_\_\_

Meaning: \_\_\_\_\_

2. *misspell*

Part of Speech: \_\_\_\_\_ Root Word: \_\_\_\_\_

Meaning: \_\_\_\_\_

3. *disobey*

Part of Speech: \_\_\_\_\_ Root Word: \_\_\_\_\_

Meaning: \_\_\_\_\_

4. *preprint*

Part of Speech: \_\_\_\_\_ Root Word: \_\_\_\_\_

Meaning: \_\_\_\_\_

5. *unsafe*

Part of Speech: \_\_\_\_\_ Root Word: \_\_\_\_\_

Meaning: \_\_\_\_\_

## The Spinal Cord and Brain

You've got a lot of nerves! Really, you do!

You have nerves in your fingers. You have nerves in your toes. There are nerves all over your body. But there are two parts of your body that are especially important for your nervous system. One is the spinal cord. The other is the brain.

I told you a little about the spinal cord earlier, when we were looking at the skeletal system. I told you that the bones that make up your spine—the vertebrae—are there to protect your spinal cord. The vertebrae are **hollow**, and long strings of nerves run through the **hollow** parts of the bones. The nerves that make up the spinal cord run all the way up your back and neck. They end up in the brain.

If I were to have a serious accident and damage my spinal cord, that could be a very bad thing. I might end up **paralyzed**—unable to move my legs and/or my arms. I might need to use a wheelchair to get around, like the boy in this photograph.

You see, the brain uses the spinal cord as a sort of super-highway to send messages out to the rest of the body. If the spinal cord is broken, or damaged, the messages can't get through to the arms and legs.

The spinal cord leads right to the center of your nervous system—your brain. It's the brain that receives messages from the nerves. It's the brain that sends messages out to your muscles. Even though the brain weighs only 2–3 pounds, it is the most important organ for life.

The brain is protected by the skull. Inside the skull, there are three layers of **fiber** and **fluid** protecting the brain. So, the brain is really well-protected. But it can still be harmed. Ask a football player who's had a **concussion**. Getting a **concussion** is like bruising the brain. Ouch!

The brain is divided into three main parts: the **medulla**, the **cerebellum**, and the **cerebrum**. Each part has its own job to do.

The **medulla**, or “brain stem,” is located at the base of the skull in the back, right where the spinal cord meets the brain.

The **medulla** controls the important involuntary actions of the body, like breathing, heartbeat, and digestion.

The **cerebellum** sits right next to the **medulla**. It is divided into two **hemispheres** or halves. The **cerebellum** has several jobs. One of them is to control voluntary movements. That means the **cerebellum** helps you walk, run, and jump.

The two **hemispheres** of the **cerebellum** control different parts of the body. The right **hemisphere** controls movement on the left side of the body. The left **hemisphere** controls movement on the right side. It might seem strange that the left side of the brain controls the right side of the body, but that's just the way we're made.

The third part of the brain is the **cerebrum**. The **cerebrum** sits on top of the **cerebellum** and the **medulla**. It is the largest part of the brain.

Each part of the **cerebrum** has a certain job to do. For example, the front part just inside your forehead controls emotions. The very back part just above the brain stem controls the sense of sight. The sense of touch is controlled by a strip of the brain running over the top of your head from ear to ear.

The outside part of the **cerebrum** is called the **cerebral cortex**. The **cerebral cortex** is the wrinkly part of the brain that most people think about when they think of a brain. People sometimes call this part of the brain “the gray matter.”

The **cerebrum** is divided into two **hemispheres**, just like the **cerebellum**. Until recently, we did not know much about what the various parts of the **cerebrum** do. But in the past few **decades**, we have learned a lot.

Scientists now have even more advanced ways than just x-rays to look at and observe different organs in the body, including the brain. They use something called a **PET scan** to see different parts of the brain work. A scientist may ask the person having the **PET scan** to do something like talk or blink his or her eyes. When the person performs different actions, different parts of the brain light up on the computer screen. Scientists have learned a lot about what happens where in the brain by looking at **PET scans**. As you can see from this image of the brain, some of the things we do take place in the left **hemisphere**, while others happen in the right **hemisphere**.

NAME: \_\_\_\_\_

DATE: \_\_\_\_\_

## The Spinal Cord and Brain

*Answer each of the following questions by first reading the question silently, then typing the answer on the line. Type the page number where you found the answer. If you need a hint, look in the brain on the back of this page. Some words may be used more than once.*

- |  | <b>Page</b> |
|--|-------------|
| 1. Which bones protect your brain? _____   | _____       |
| 2. What is it called when you bruise your brain or hit your head really hard? _____            | _____       |
| 3. How many main parts is the brain divided into?<br>_____                                     | _____       |
| 4. What is another name for the medulla? _____   | _____       |
| 5. What is the job of the medulla? _____   | _____       |
| 6. The cerebellum helps you to control _____<br>movements, like walking, running, and jumping. | _____       |
| 7. What is the name for the largest part of the brain?<br>_____                                | _____       |
| 8. The wrinkly outer covering of the cerebrum is called the<br>_____.                          | _____       |
| 9. What is another more common name people have given to<br>the cerebral cortex? _____         | _____       |



Choose one question out of the following three to answer. You will not find the answer on a page in *How Does Your Body Work?*, but please indicate the page number you reread that helped you form your idea.

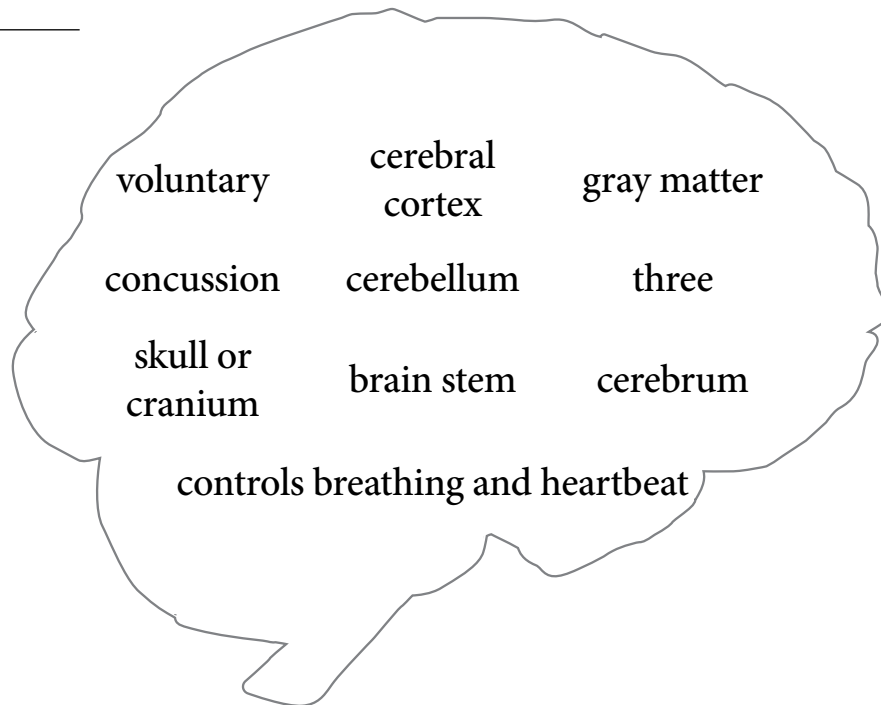
- Choice 1. Explain whether or not you can have a concussion in your big toe.
- Choice 2. Determine if scratching an itch is a voluntary or involuntary movement and state why.
- Choice 3. How is the medulla, also called the brain stem, similar to the stem of a tree?

Type the answer to the question you chose below.

Question that you chose: \_\_\_\_\_

Answer: \_\_\_\_\_  
\_\_\_\_\_  
\_\_\_\_\_

page \_\_\_\_\_



NAME: \_\_\_\_\_

DATE: \_\_\_\_\_

## Identify Irrelevant Sentences

*For each paragraph, type vertical lines around the topic sentence and type asterisks around the sentence that does not stay on the topic. Type curly braces around the concluding sentence.*

Vegetables come in many different colors. Some vegetables are green like beans and lettuce. Some vegetables are yellow like squash. Sometimes meat is red. Other vegetables, like carrots, are even orange. The many colors of vegetables help to make them appealing.

I visit the dentist for a checkup two times a year. The dentist checks my teeth for cavities. A vet helps sick animals. Then, the dentist cleans my teeth and flosses them. After that, the dentist lets me pick out a toothbrush. When I leave the dentist's office, my teeth are so clean!

Clara jumps out of bed excitedly. Today is the day that her class is going to the zoo. As she brushes her teeth, Clara wonders what animals she will get to see at the zoo. Last week, Clara went with her dad to get the car fixed. She hopes that she'll get to see the tigers and the bears at the zoo. But she knows that even if she doesn't get to see them, her day will still be amazing.

## Topic and Irrelevant Sentences

*Read all of the sentences in each set. One of the sentences in each set is a topic sentence; type vertical lines around that sentence. Most of the other sentences in the set are supporting details for the topic sentence. But there is one sentence in each set that does not belong because it does not stay on the topic. Type asterisks around this sentence.*

If you are interested in art, there are many art museums that you can visit.

If you like going to shows, you can choose from many different dramas and plays.

New York City is a wonderful place to visit.

There are also many different kinds of restaurants, so you can find just about anything you want to eat.

Valentine's Day is in February.

You must be sure to give a dog food and clean water each day.

Taking care of a dog as a pet is a big responsibility.

Birds make their nests in the spring.

You also need to walk a dog or let it outside at least twice a day.

It is important that a dog has a comfortable, dry place to sleep.

Francis Scott Key wrote a poem while watching the attack on Fort McHenry.

Andrew Jackson led the army in the Battle of New Orleans.

This poem later became a song known as "The Star-Spangled Banner," which is now our national anthem.

Key watched the American flag fly at Fort McHenry during the entire battle.

He was inspired to write the poem when he saw that the flag was still waving at Fort McHenry the morning after the battle.

NAME: \_\_\_\_\_

DATE: \_\_\_\_\_

### Help This Eye See!

Find the correct order in which light travels through the eye by reading the clues and choosing the correct word for each clue. Then type the word in the numbered blanks. Next, fill in the letters for the mystery word at the bottom of the page.

optic nerve	pupil	cornea
lens	brain	retina

#### Clues

1. Protects the eye from dirt and germs \_\_\_\_\_<sub>1</sub>
2. Gets bigger in the dark and smaller in bright light \_\_\_\_\_<sub>2</sub>
3. The one in your eye is a convex \_\_\_\_\_<sub>3</sub>
4. This is made up of rods and cones \_\_\_\_\_<sub>4</sub>
5. The eye highway for messages to travel on  
\_\_\_\_\_<sub>5</sub>
6. This organ receives information through the optic nerve allowing us to see. \_\_\_\_\_<sub>6</sub>

Mystery Word= \_\_\_\_\_<sub>4</sub> \_\_\_\_\_<sub>1</sub> \_\_\_\_\_<sub>2</sub> \_\_\_\_\_<sub>3</sub> \_\_\_\_\_<sub>6</sub> \_\_\_\_\_<sub>5</sub> **W**



## Dictated Sentences

1.

---

---

---

---

---

---

---

2.

---

---

---

---

---

---

---

NAME: \_\_\_\_\_

DATE: \_\_\_\_\_

## Titles for Paragraphs

*Type a title for each paragraph.*

Title: \_\_\_\_\_

Summer is the best season. When it is summertime, I get to swim in the lake by my house. I also get to go to the beach with my family. We cook outside and enjoy the sunshine. That is why I like summer best of all.

Title: \_\_\_\_\_

Last Halloween, Linda dressed up in a pink, silk princess costume. She even wore a silver crown on her head. Her dress was all ruffled. She really looked like a princess. Linda's princess costume was great!

Title: \_\_\_\_\_

Gertrude did not enjoy her walk in the forest. As she walked, branches from the trees scratched her arms and legs. It was very hot, and there were lots of flies. Then, there was a loud howling in the forest that really scared Gertrude. She decided that the next time she takes a walk, she will walk in the park!

## Eyes and Vision

For the past few days I have been talking to you about the body and its systems. Your teacher asked me if I could also tell you something about **vision** and hearing.

I told her I could. I know a little about **vision** and a little about hearing, but I am not an expert on either one. So, I told her I would bring in some friends of mine who know more about these subjects.

I have one of those friends with me today. His name is Dr. Kwan Si-Yu. He is a special kind of eye doctor called an **optometrist**. He can tell you all about the eyes and how they work.

Hello, I am Dr. Kwan Si-Yu. Are you ready to learn all about eyes?

Good!

The human eye has several parts. I'd like to start by showing you two parts you can see easily.

In the images on the right, you can see what eyes look like up close. The **pupil** is the black part in the center of the eye. The **iris** is the colorful part of the eye that surrounds the **pupil**.

The **iris** can be different colors. Some of you may have green eyes or brown eyes. When we say that a person has green eyes or brown eyes, it's his or her **irises** we are talking about.

The **pupil** is not as colorful as the **iris**. It is always black, but it changes shape. When it is dark, the **pupil** gets bigger to let more light in. When it is very bright and sunny, the **pupil** shrinks to let less light in. How much light will be let into the inside of your eye depends on the shape of the **pupil**.

Now, let's learn about some parts of the eye that you can't see just by looking at a person's face.



This slide shows some parts of the eye as they would look if you could see inside a person's head. You are looking at them from the side.

You can see the **iris** and the **pupil**. There are also some other parts shown.

- The **cornea** is a thin, clear tissue that covers the colored part of the eye. It helps protect the eye from dirt and germs.
- The **lens** is the part of your eye that focuses light. The **lenses** in your eyes curve outward.
- The **retina** is made of a special kind of tissue that is very sensitive to light. Light from the **lens** falls on the **retina**. Then, nerves in the **retina** send messages to the brain.
- These messages travel down a nerve called the **optic nerve**.

Now, let's see how all of these parts work together so you can see things. You may be surprised to learn that the eye does not really see objects. Instead, it sees the light that reflects off objects.

Light passes into the eye—first through the **cornea**, and then through the **pupil**. If it's dark, the **pupil** expands to let more light in. If it's bright, the **pupil** gets smaller to let less light in. When a doctor shines a light in your eyes, she is watching to see if your **pupils** change shape.

Next, the light passes through the **lens**, which focuses the light and projects it onto the **retina**.

The **retina** is lined with special cells called **rods and cones**. These are special kinds of nerve cells that sense light. The **rods and cones** send information to the brain, using the **optic nerve**.

All of this happens very quickly—so quickly that it seems like you see things at the exact moment you look at them. In reality, though, you are seeing them a split second later.

The brain combines the information passed through the **optic nerve** of each eye to make one image. That is when you “see” the object.

NAME: \_\_\_\_\_

DATE: \_\_\_\_\_

**Dear Family Members,**

Please help your student succeed in spelling by taking a few minutes each evening to review the words together. Helpful activities for your student to do include: spelling the words orally, writing sentences using the words, or simply copying the words.

**Spelling Words**

This week, we are reviewing spelling patterns and irregular spellings that we have already learned. Your student will be assessed on these words. On the assessment, your student will be asked to determine the appropriate form of a word to fit in a sentence given orally. Students have reviewed all rules and unique spellings for these words. The chart on the next page lists the words for this week and the pattern or note for each. The bolded words are the spelling words for this week.

Students have been assigned two Challenge Words, *across* and *idea*. Challenge Words are words used very often. They may not follow spelling patterns and need to be memorized. Students will not be responsible for adding any suffixes to the Challenge Words.

The spelling words, including the Challenge Words, are listed below:

<b>Verbs</b>	
<b>Patterns for Adding Suffixes</b>	<b>Spelling Words</b>
add <i>-ed</i> and <i>-ing</i> by doubling or not doubling the final consonant	<b>watch</b> → watched, watching <b>submit</b> → submitted, submitting
drop the final letter 'e' then add <i>-ed</i> and <i>-ing</i>	<b>raise</b> → raised, raising
add <i>-s</i> or <i>-es</i> (add <i>-es</i> to verbs ending in the following letters: 's', 'x', 'z', 'sh', and 'ch')	<b>wish</b> → wishes
change the 'y' to 'i' then add <i>-ed</i> or <i>-es</i>	<b>dry</b> → dried, dries

<b>Nouns</b>	
<b>Patterns for Forming Plurals</b>	<b>Spelling Words</b>
add <i>-s</i> or <i>-es</i> (add <i>-es</i> to nouns ending in the following letters: 's', 'x', 'z', 'ch', and 'sh')	<b>book</b> → books
change the 'y' to 'i' then add <i>-es</i>	<b>puppy</b> → puppies
change the 'f' to 'v' then add <i>-es</i> , dropping the final letter 'e' when needed	<b>knife</b> → knives
irregular plural forms	<b>child</b> → children <b>person</b> → people
<b>Challenge Word:</b> <i>across</i>	
<b>Challenge Word:</b> <i>idea</i>	

### Student Reader

The chapters your student will read this week in *How Does Your Body Work?* include information about vision and the ears and hearing. Dr. Kwan Si-Yu and Dr. Kim Audit will guide students through the factual information.





## Grammar

Type "N" above the nouns, "A" above adjectives, and "V" above the verbs in the text box given above each sentence. Type the noun/nouns which the adjectives describe in the text box given in front of each sentence.

1. A talented basketball player catches, dribbles, and dunks the ball with skill.
2. The fluffy, sweet ball of soft fur is my new kitten, Powder Puff.
3. *Classic Tales* filled me with excitement and joy as I read and reread it.
4. Our new teacher assesses our daily work.
5. Your background in science helps you understand the human body.

Type vertical lines around the topic sentence. Type curly braces around the concluding sentence. Type a title for the paragraph.

Title: \_\_\_\_\_

Grandma's broken down barn was in great need of a paint job, and my brother and I were just the team to paint it. We were visiting Grandma during our summer vacation and were eager to see what farm life was all about.

We quickly discovered there is a lot to do on a farm. Since Grandma lived far away from any town, any jobs that needed to be done Grandma and her helpers did themselves. Grandma's chief helper had taken a week's vacation, so many of his jobs became ours. The cows needed to be milked, and the horses wanted to be out in the pasture. The stables needed to be cleaned out, and vegetables were ready to be picked in the garden. But the most important job Grandma has saved for us to do was to paint her barn that used to be red and had little paint left on it. Even though we were quickly becoming used to helping around the farm, we couldn't wait to get started painting!

*Split and retype the run-on sentences by inserting punctuation and capitalization in the text boxes given below the sentences.*

- 6. Studying the human body is fascinating my favorite chapter was about the skeletal system.
  
- 7. Drinking milk every day is good for your growing body exercising is also good for you.

*Add either a subject or a predicate to the fragment to create a simple sentence.*

8. my math book \_\_\_\_\_  
\_\_\_\_\_  
\_\_\_\_\_

9. makes me want to shout for joy \_\_\_\_\_  
\_\_\_\_\_  
\_\_\_\_\_

## A Clean Bill of Health

Today is our last day together. Dr. Welbody is here to help us review some of what we learned about the human body. Take it away, Dr. Welbody!

Hello, everyone! It's so nice to see you again! When Ricardo and I talked last night, I said that I hoped you had learned how to take care of your bodies so that your pediatricians could give you a "clean bill of health." Does anyone know what I mean by "a clean bill of health"? It's just another way of saying that you're healthy. If someone examines you and finds nothing wrong, they will give you a "clean bill of health." It's important to know how to keep your bodies healthy, so I will talk to you about that, too.

Humans are made of cells, tiny living units that are the building blocks of their bodies. Similar cells group together to form tissues. Tissues form organs, and organs build systems. All the systems working together form a complicated, interconnected network. Do other mammals have cells, tissues, organs, and systems? Yes, cells are the basic building blocks of all organisms, including all other mammals—and plants, too!

Humans have many interconnected systems, including the circulatory system, the digestive system, the excretory system, the respiratory system, and the three that we talked about the most: the skeletal system, the muscular system, and the nervous system.

Your skeletal system is made up of axial bones and appendicular bones, working together to give your body a sturdy framework for all the other systems. Your vertebrae are stacked in a column, forming your spine.



Together with your protective skull and ribcage, these are your axial bones, running down the center, or axis, of your body. Your legs and arms are attached to your appendicular bones, the shoulder blades and the pelvis.

Can anyone remember what we call the point where two bones meet? This is called a joint. Some joints move, others don't, and some move just a little bit. And what's the name of the connective tissues that wrap around your joints to hold your bones together? These are called ligaments.

What can you do to give your skeletal system a clean bill of health? Diet is important. Make sure that you eat enough foods with calcium to grow strong bones. Milk, broccoli, and dark, leafy greens are good choices. Posture is important, too; make sure that you sit and stand up straight. Keep your back safe by bending your knees when you lift something heavy!

Ropelike tissues called tendons attach your bones to muscles. These skeletal muscles give your bones mobility, allowing you to touch your toes or climb a mountain. Because we control our skeletal muscles, we call them voluntary muscles. There are other muscles that we cannot consciously control. We call these involuntary muscles.

It is important to keep all of your muscles, both voluntary and involuntary, healthy. What can you do to give your muscles a clean bill of health? Diet is important. Muscles need protein found in eggs, meat, beans, and nuts. Exercise strengthens your muscles. Get all the exercise you can as a way of thanking your muscles for keeping you in constant motion.

Your nervous system is your body's command center that communicates with the rest of your body systems and tells them what to do. Your nervous system works closely with your skeletal and muscular systems. Your skeletal

NAME: \_\_\_\_\_

DATE: \_\_\_\_\_

muscles move your skeletal bones, but your muscles get their commands from messages sent by the nervous system. A network of nerves links your brain and spinal cord to muscles and sensory organs all over your body. Nerves collect messages from your brain, from your senses, and from other places inside your body. Many messages can be sent at the same time, as electrical impulses dash around your body in split-second relays. Your nervous system, with your brain acting as its main commander, controls everything you do. Your nervous system is like an electrical system. Electrical wiring, in your house or in your body, can be shorted out if something goes wrong. So, how can you prevent that? How can you give your nervous system a clean bill of health? It's no surprise that diet and exercise are just as important to your nervous system as they are to your other systems. Vitamins and minerals from healthy foods like fresh fruits and vegetables, and protein from different foods, are all important. Drinking lots of water helps, too. Stay away from eating too many sweets and extra salty foods and drinking too much soda. Be sure to get outside every day to play.

All we have left to review are your sensory organs, which include parts of your eyes and ears. Without these sensory organs, you could not hear a story being read or see words or images on the page. What can you do to give your eyes a clean bill of health? Your eyes already have some built-in protection: eyelids, eyebrows, and eyelashes keep dust and sweat away. Two deep sockets in your skull protect your eyeballs. But there are other things that you can do to prevent injury to your eyes. Never look directly at the sun. Avoid bright lights and smoky spaces. Give your eyes a rest, never sitting for too long in front of a computer or a television screen. Wear safety

goggles to protect your eyes from damaging chemicals in pool water or chemicals in a science lab, and wear sunglasses to protect your eyes from the glare of the sunlight shining off things such as polished surfaces or snow.

Your ears are delicate organs as well, so how can you give them a clean bill of health? Most importantly, keep the noise volume down. Ears can be damaged when sounds are too loud. While it is important to keep your outer ears clean, you must never stick anything too far into them. Objects might get stuck or otherwise cause damage to the eardrum.

Well, that brings us to the end of our time together. We've had lots of fun, and I hope you have, too. We hope you've also learned a few things along the way. Here is one last riddle: I am probably the most important three pounds in your body. I help you think and reason. I control your movements, as well as all your senses. I am the one organ that makes humans more advanced than other mammals. What am I? Your brain! Remember to eat a balanced diet and exercise every day. Dr. Welbody and I wish you all a clean bill of health at your next checkup! Bye for now!

NAME: \_\_\_\_\_

DATE: \_\_\_\_\_

## Overcoming Disabilities, Part I

1. What is the selection mostly about?

- A. deafness and seeing-eye dogs
- B. deafness and blindness
- C. seeing-eye dogs and Braille
- D. blindness and Helen Keller

Answer: \_\_\_\_\_

2. Which of the following is the best title for the list in the box shown below?

- |  |
|--|
| <ul style="list-style-type: none"><li>1. Use a cane.</li><li>2. Use a seeing-eye dog.</li><li>3. Listen to voices.</li><li>4. Learn to read using Braille.</li></ul> |
|--|

- A. Ways to Live with Deafness
- B. Ways to Live with Hearing Loss
- C. Ways to Live with Learning Problems
- D. Ways to Live with Blindness

Answer \_\_\_\_\_

3. What does the word gesture mean in this question?

Did you know that there is a gesture or sign in American Sign Language for each letter in the alphabet?

---

page \_\_\_\_\_

4. What does it mean to “read lips”?

---

---

---

---

page \_\_\_\_\_

5. Which of the following lists of words from “Overcoming Disabilities, Part I” is in alphabetical order?

- A. communicate, cane, read, language
- B. understand, language, read, message
- C. blind, Braille, cane, communicate

Answer \_\_\_\_\_

## Introduce Subject Pronouns

*Replace the words in parentheses with the correct pronoun from the box. Type the pronoun on the line.*

I	We
You (singular)	You (plural)
He	They
She	
It	

1. \_\_\_\_\_ (the boy) sailed around the world.
2. \_\_\_\_\_ (everyone in my class, including me) are terrific hird graders.
3. \_\_\_\_\_ (the person who you are talking to) like ice cream.
4. \_\_\_\_\_ (a girl named Wanda) sits next to me at lunch every day.
5. \_\_\_\_\_ (your name) enjoyed the grammar lesson and learned a lot.
6. \_\_\_\_\_ (my dogs) eat every bite in their bowls.
7. \_\_\_\_\_ (the three people you are speaking to) make up my grammar team.
8. \_\_\_\_\_ (your favorite book) fascinated me even when I read it a second time.

Read each sentence below and mark the subject by typing an 'S' over top of it in the text box given above each sentence. Type a new sentence replacing the subject with the appropriate subject pronoun. Type the pronoun as the subject in the text box given in front of each line. Then, answer the question.

Example:

S	
---	--

A. My brother teaches me to shoot hoops in our driveway.

B. He teaches me to shoot hoops in our driveway.

Who does the pronoun refer to? My brother

1. A. The black dogs sleep under the porch.

B. \_\_\_\_\_

\_\_\_\_\_

Who does the pronoun refer to? \_\_\_\_\_

2. A. Sally, Sandy, and Sherman watch the funny movie.

B. \_\_\_\_\_

\_\_\_\_\_

Who does the pronoun refer to? \_\_\_\_\_

Review: Change the fragment into a complete sentence.

3. my pet hamster \_\_\_\_\_

\_\_\_\_\_

\_\_\_\_\_

NAME: \_\_\_\_\_

DATE: \_\_\_\_\_

## Overcoming Disabilities, Part II

1. When did Ray Charles become blind?

---

---

page \_\_\_\_\_

2. Which sentence from the selection tells you about the success of Ray Charles?

- A. Ray Charles won 10 Grammy Awards and made millions of dollars as a singer.
- B. He couldn't see, but there was nothing wrong with his ears.
- C. Ray Charles went blind when he was seven years old.
- D. He loved music and decided to become a musician.

Answer \_\_\_\_\_

3. Why did Helen Keller have terrible temper tantrums?

---

---

---

page \_\_\_\_\_



4. What does the word **communicate** mean in this sentence?

They did not know how to help her **communicate**.

- A. hear her parents call
- B. carry her dolls outside
- C. tell her feelings and wants
- D. turn the television off

Answer \_\_\_\_\_

5. What was special about Helen Keller’s college degree?

---

---

---

---

page \_\_\_\_\_

## Overcoming Disabilities, Part II

People with disabilities face extra **challenges** in life. It can be hard to make your way in the world when you are deaf or blind. However, these disabilities don't keep **determined** people from doing amazing things.

This is a painting of the musician Ray Charles. Ray Charles went blind when he was seven years old. He couldn't see, but there was nothing wrong with his ears. He loved music and decided to become a musician. He learned to sing and play the piano. **Eventually**, he became one of the most popular musicians of his day.

Ray Charles won 10 **Grammy Awards** and made millions of dollars as a singer. He did not let his disability hold him back.

This next image shows a girl named Helen Keller. Helen Keller lost both her sight and her hearing from a serious illness when she was just 19 months old. She was deaf and blind for the rest of her life.

As a young girl, Helen Keller could not hear or speak. She learned to communicate a few ideas by making gestures. When she wanted her mother, she would grab and pull her mother to her. When she wanted to be alone, she would push her mom away. She could nod her head to say yes or shake it to say no. When she wanted toast, she would make a gesture as if she was spreading butter on bread.

There were a few ideas she could communicate. Yet there were many things she could not get across with gestures. As a child, she would often try to communicate and fail. Then, she would get angry and cry. Sometimes she would have terrible **temper tantrums**. She wanted, more than anything, to communicate with people. She was not able to do so.

Helen's parents were worried about her. They did not know how to help her communicate. Since she was deaf and blind, she could not attend school.

So, her parents **searched** and found a special teacher who came to live with them. The teacher's name was Annie Sullivan.

Annie Sullivan wanted to teach Helen to understand words, but how can you understand words if you can't hear them? Sullivan started by giving Helen a doll to hold. Then, she took Helen by the hand and traced the letters d-o-l-l on her **palm**. She did this over and over. After a while, Helen learned to write the letters d-o-l-l on a page. She did not know that she had written a word. She did not even know that words **existed**. But she felt proud that she could **imitate** what her teacher was doing.

Her teacher, Annie Sullivan, traced more words on Helen's **palm**. She learned to spell *pin*, *hat*, *cup*, and a few other words. The real **breakthrough** happened when Annie tried to teach Helen the word *water*. Sullivan took Helen outside to a **well**. She placed one of Helen's hands under the **spout** and spelled w-a-t-e-r on her other **palm**. Suddenly, something **seemed to click** in Helen's head. She understood that w-a-t-e-r meant the "wonderful, cool something" that was flowing over her hand.

Helen soon learned more words. When she was eight, she went to a special school for the blind. Sullivan went with her. Later, she went to a school for the deaf. But she didn't stop there. She went on to Radcliffe College, where she became the first deaf and blind person to receive a **college degree**.

Helen learned to speak and she learned to read lips with her fingers. She learned to read, using Braille. She wrote books, including a biography of her own life, *The Story of My Life*. She was **active** in **politics** and fought for women to have the right to vote.

Helen Keller lived a long and productive life. She died in 1968 at the age of 87.

In 2003, the state of Alabama honored Helen Keller by putting an image of her on their state quarter. The quarter pays **tribute** to Helen's **courage** in overcoming her disabilities and inspiring millions of people.

## Unit 3 Assessment

### The Body Tells a Story: The Case of Otzi, the Iceman

In 1991, two hikers were out for a hike in the Alps mountain range, in Europe. One of them spotted something sticking out of the ice. They went to have a look. It turned out to be a body. The hikers thought it might be the body of a hiker who had died recently. They notified the police.

The body was unearthed and examined. It turned out to be the body of a man who died about 5,300 years ago. His body had not decayed much. It had been covered by snow and ice. The snow and ice had preserved the body.

At that point, the police began to lose interest. Whoever the man was, he was not the victim of a crime in the recent past. On the other hand, scientists and historians started to get more interested. This man—who was nicknamed Otzi—had lived a long time ago in prehistoric times. He lived back when writing had not yet been invented. Many people were hoping Otzi's body might help us learn more about how human beings lived in prehistoric times.

Scientists began to study the iceman's body. They looked at his skeleton. They measured his bones. The bones helped them pin down some key facts. They made it clear that Otzi was a man. He was about 45 when he died. He stood about 5 feet, 4 inches tall. He weighed about 110 pounds. He would be a bit on the small side today. He may have been normal size 5,000 years ago.

One scientist looked at Otzi's leg bones. He found that Otzi had strong bones. The iceman's tibia was thick and strong. It had been strengthened

by traveling long distances on sloping ground. Otzi had apparently walked many miles on the slopes of the Alps. He may have been a shepherd who tended a herd of animals. The scientist also found a small fracture in Otzi's hip bone. This is an injury that was caused by years of wear and tear.

Another scientist looked at Otzi's teeth. He found tiny specks of pollen and dust in Otzi's tooth enamel. These tiny grains came from specific kinds of plants. They suggested that Otzi spent his childhood in a specific area in Northern Italy where such plants grow. Later, he moved farther north into the area where his body was found.

Scientists used x-rays to examine Otzi's body. One x-ray showed that he had an arrowhead lodged in his left shoulder. Apparently, someone shot him with an arrow. It may have been the arrow that killed him, but scientists are not sure.

Other scientists looked at Otzi's digestive system. In Otzi's intestines, they discovered the remains of two meals. These were the meals he had eaten in the hours before his death. The main course for one meal consisted of meat from a chamois, a kind of antelope. During this meal, Otzi also ate some roots and fruits. The other meal included meat from a red deer, along with more roots and fruits.

Scientists found tiny grains of pollen from pine trees in Otzi's food. These suggested that Otzi ate one of his last meals in a pine forest and that he died during the springtime, when pollen is produced by plants.

The scientists also found wheat and barley in Otzi's stomach. They think these grains may have been grown by Otzi and his kinsmen, rather than picked in the wild. The grains may have been baked to make bread.

NAME: \_\_\_\_\_

DATE: \_\_\_\_\_

**14.1**  
CONTINUED

ASSESSMENT

A group of scientists studied Otzi's lungs. They found that his lungs were blackened, probably from the smoke of campfires.

You might not think fingernails are very interesting. But it turns out they are. Fingernails provide a record of bodily health, sort of like the rings of a tree. Otzi's fingernails had three odd lines. Scientists think each line was left by an illness. Otzi was probably sick three times in the six months before he died. His last sickness seems to have lasted about two weeks.

You can see that people were right to be excited about the discovery of Otzi's body. By studying his body, we have learned a lot about how human beings may have lived in prehistoric times.

1. Why had Otzi's body not decayed much?

---

2. Which of Otzi's bones had been strengthened by traveling long distances on sloping ground?

- A. tibia
- B. fibula
- C. sternum
- D. cranium

Answer \_\_\_\_\_

3. What does the word **sloping** mean in the following sentence?

It had been strengthened by traveling long distances on **sloping** ground.

- A. flat
- B. rough
- C. slanted
- D. sandy

Answer \_\_\_\_\_

4. A scientist found tiny specks of \_\_\_\_\_ and \_\_\_\_\_ in Otzi's tooth enamel.

5. Why was using x-rays a good way to examine Otzi's body?

- A. X-rays show a picture of the outside of the body.
- B. X-rays show a picture of the inside of the body.
- C. X-rays show how muscles work.
- D. X-rays show how the nervous system works.

Answer \_\_\_\_\_

NAME: \_\_\_\_\_

DATE: \_\_\_\_\_

6. Why did the author write this selection?
- A. to tell readers about what scientists learned from a preserved iceman
  - B. to question readers about scientists who examine bones
  - C. to educate readers about scientists in the Alps
  - D. to prevent readers from becoming scientists who preserve things from nature

Answer \_\_\_\_\_

7. According to the selection, what does the word *kinsmen* mean?
- A. animals
  - B. kings
  - C. relatives
  - D. pets

Answer \_\_\_\_\_

- 8–10. Type the topic sentence (TS) and concluding sentence (CS) in this paragraph. Then, number the remaining sentences, which provide supporting details, in the correct order.

\_\_\_\_\_ Next, you pour the hot water in a cup and drop in the tea bag.

\_\_\_\_\_ Then, remove the tea bag carefully, and add sugar or milk if you wish.

\_\_\_\_\_ Making a cup of hot tea is an easy thing to do.

\_\_\_\_\_ You must wait 3–5 minutes for the tea to steep, or become tea.

\_\_\_\_\_ First, you heat water in a kettle on the stove.

\_\_\_\_\_ Before you know it, your tea is ready to drink!



11. If scientists *misjudged* something about Otzi, what does that mean they did?

---

12. Scientists may *disagree* about what features of Otzi's body indicate, which means scientists may \_\_\_\_\_.

- A. not believe that someone is honest
- B. not enjoy something
- C. not do what someone tells them to do
- D. not have the same opinion

Answer \_\_\_\_\_

13. Type the following words from the selection in alphabetical order:

skeleton	scientists	fracture	frozen	iceman
----------	------------	----------	--------	--------

- A. \_\_\_\_\_
- B. \_\_\_\_\_
- C. \_\_\_\_\_
- D. \_\_\_\_\_
- E. \_\_\_\_\_

NAME: \_\_\_\_\_

DATE: \_\_\_\_\_

**14.1**  
CONTINUED

ASSESSMENT

## Lost and Found

It was very crowded at Megaland that day. I was six years old. I went on a spin-around ride with Mom and Dad. On the way out, they turned right. I was swept off to the left with a crowd of other people. Soon, I was standing outside the ride all by myself. I was not sure what to do.

I walked along a path. “Mom?” I called out. “Dad?”

Mom and Dad were on the other side of the ride looking for me. They were worried. They looked for me but could not find me.

I could not find them either. The park was too crowded. I was not sure what to do. Then, I remembered something Mom told me once: “If you ever get lost, look for a mom with kids.” I sat down on a bench and started looking for a mom. After a while, a kind-looking mom came by with three kids. Their dad was with them, too. The mom looked nice—friendly in a mom sort of way. I walked up to her and tugged on her blouse.

“Excuse me,” I said. “My name is Amy, and I’ve lost my mommy.”

She seemed to understand right away. “Don’t worry!” she said. “We’ll take you to the security office and help you find your parents.”

We set out for the security office, but there was a big parade going on. The guard said we could not cross the road until the parade was over.

While we were waiting, the mom asked me some questions.

“What’s your last name, sweetheart?”

“Jones.”

“And where are you from?”

“Muncie, Indiana.”

“What do your parents do?”

“My mommy is a nurse, and my daddy is the mayor.”

She asked me some more questions. The dad didn't seem to be paying much attention to me. He was tapping away on his cell phone. I was surprised when he said, “Good news, Amy! I just got a text message from your dad!”

“You what?” said the mom.

The dad explained, “Amy said her dad was the mayor of Muncie, Indiana. I looked him up on the Internet and sent him a text message. He just texted me back. I told him that we'll meet him at the Misty Mountain ride as soon as the parade is over.”

So that is how I got lost . . . and found again. Pretty cool, isn't it?

NAME: \_\_\_\_\_

DATE: \_\_\_\_\_

14. Where does this story take place?

\_\_\_\_\_

15. Type the following sentences in order as they appear in the selection, using the numbers 1–5.

\_\_\_\_\_ The dad texted Amy’s dad and got a text to meet him at the Misty Mountain ride after the parade.

\_\_\_\_\_ Amy could not find her parents after she got off the spin-around ride.

\_\_\_\_\_ Amy noticed the dad tapping away on his cell phone, not paying attention to her.

\_\_\_\_\_ The mom asked Amy questions.

\_\_\_\_\_ Amy found a mom and told her she was lost.

16. According to the selection, what does *swept* mean?

A. seated quickly

B. pushed quickly

C. ran slowly

D. hopped slowly

Answer \_\_\_\_\_

17. Why couldn’t Amy and the other mom and dad get to the security office

\_\_\_\_\_

18. What might have happened if Amy and the other mom and dad were able to go right to the security office
- A. The dad might not have looked up Amy's dad on the Internet.
  - B. The mom might have taken Amy on another ride.
  - C. Amy's parents might have let her ride the spin-around ride again.
  - D. The other mom might have bought lunch for Amy before riding the next ride.

Answer \_\_\_\_\_

19. What did Amy's mom tell her to do if she ever got lost?
- 

20. Why did the author write this selection?

- A. to inform readers about rides at an amusement park
- B. to entertain readers with a story about a girl who was lost
- C. to challenge readers to take more vacations
- D. to ask readers questions about parades with guards

Answer \_\_\_\_\_

21. Type asterisks around the sentence that does not stay on topic in the following paragraph.

*How Does Your Body Work?* is a fascinating book to read. It is full of interesting chapters about our skeletal, muscular, and nervous systems. It even describes our respiratory system and shows images of the lungs! I know that I want to reread the entire book to make sure I did not miss a single detail. We are so lucky to have exciting Readers to study here at school!

NAME: \_\_\_\_\_

DATE: \_\_\_\_\_

22. Which prefixes have the same meaning, which is “not”?

- A. *mis-* and *dis-*
- B. *re-* and *un-*
- C. *non-* and *un-*
- D. *re-* and *pre-*

Answer \_\_\_\_\_

23. Replace the words in parentheses with the correct subject pronoun.

\_\_\_\_\_ (my kittens) lap up every drop of milk in their bowls.

24. Name the root word and prefixes in the following words.

review	preview
--------	---------

Root Word: \_\_\_\_\_

Prefix: \_\_\_\_\_

Prefix: \_\_\_\_\_

25. If this selection was *nonfictional*, then it would be what?

- A. related to something that is made up
- B. not made with or does not contain milk
- C. able to soak up liquid
- D. not related to something that is made up

Answer \_\_\_\_\_

## Fluency Assessment

### Reflexes

The students in the class were talking among themselves. None of them were paying attention to their science teacher, Mr. Brown.	11 21
Mr. Brown walked over to his bookshelf. He took a huge book off the shelf. It was a dictionary. It weighed about five pounds. He held the book out with two hands. Then, he let it fall.	35 49 58
SMACK!	59
The book slammed against the floor.	65
The students were startled. Sally almost jumped out of her chair. Ned twitched. Jimbo blinked and shook his head. Susan was so scared she shouted “Whuh?”	77 89 91
The students turned to look at Mr. Brown. Some of them looked shocked. Some of them looked annoyed.	103 109
“What’s the deal, Mr. Brown?” Susan said. “Why did you drop that book?”	122
“I was testing your reflexes,” said Mr. Brown.	130
“What?” said Ned. “Did you say test? Do we have a test today? Oh, man! I am going to fail! I totally forgot to study!”	144 155
Mr. Brown smiled. “Don’t worry, Ned. This is a test you can pass without even trying!”	168 171
“Cool!” said Ned. “That’s my kind of test!”	179

“You see,” Mr. Brown explained, “that’s the thing about reflexes. You	190
don’t have to think about them. A reflex is something you just do without	204
thinking. Sally, when I dropped that book, did you think, Goodness! A loud	217
noise! I think I will show how surprised I am by jumping out of my seat?”	233
“No,” said Sally. “I don’t remember thinking anything at all.”	243
“Exactly,” said Mr. Brown. “That’s how reflexes work. If you touch	254
a hot stove, you don’t want to have to think things out. You want to be	270
able to react right away, without having to think about it. This is one of	285
the ways in which your nervous system keeps you safe. Your nerves are	298
always on the lookout. They react, on their own, to loud noises. They feel	312
vibrations. They sense heat. Your nervous system is like a watchdog that	324
never sleeps. It is always protecting you and your body.”	334



NAME: \_\_\_\_\_

DATE: \_\_\_\_\_

## W.C.P.M. Calculation Worksheet

Student: \_\_\_\_\_

Date: \_\_\_\_\_

Story: *Reflexes*

Total words: 334

<p style="text-align: center; margin: 0;"><b>Words</b></p> <div style="display: flex; align-items: center; margin-bottom: 10px;"> <div style="border: 1px solid black; width: 60px; height: 40px; margin-right: 10px;"></div> <span>Words Read</span> </div> <div style="display: flex; align-items: center; margin-bottom: 10px;"> <span style="margin-right: 5px;">-</span> <div style="border: 1px solid black; width: 60px; height: 40px; margin-right: 10px;"></div> <span>Uncorrected Mistakes</span> </div> <hr style="width: 100%; border: 1px solid black; margin: 5px 0;"/> <div style="display: flex; align-items: center;"> <div style="border: 1px solid black; width: 60px; height: 40px; margin-right: 10px;"></div> <span>Words Correct</span> </div>	<p style="text-align: center; margin: 0;"><b>Time</b></p> <table style="width: 100%; border-collapse: collapse;"> <tr> <td style="text-align: center; font-size: small;">Minutes</td> <td style="text-align: center; font-size: small;">Seconds</td> <td></td> </tr> <tr> <td style="text-align: center; border: 1px solid black; width: 40px; height: 30px;"></td> <td style="text-align: center; border: 1px solid black; width: 40px; height: 30px;"></td> <td style="text-align: right; font-size: small;">Finish Time</td> </tr> <tr> <td style="text-align: center; border: 1px solid black; width: 40px; height: 30px;"></td> <td style="text-align: center; border: 1px solid black; width: 40px; height: 30px;"></td> <td style="text-align: right; font-size: small;">Start Time</td> </tr> <tr> <td style="text-align: center; border: 1px solid black; width: 40px; height: 30px;"></td> <td style="text-align: center; border: 1px solid black; width: 40px; height: 30px;"></td> <td style="text-align: right; font-size: small;">Elapsed Time</td> </tr> <tr> <td colspan="2" style="text-align: center; padding-top: 10px;"> <math>(\text{ } \times 60) + \text{ } = \text{ }</math> </td> <td style="text-align: right; font-size: small;">Time in Seconds</td> </tr> </table>	Minutes	Seconds				Finish Time			Start Time			Elapsed Time	$(\text{ } \times 60) + \text{ } = \text{ }$		Time in Seconds
Minutes	Seconds															
		Finish Time														
		Start Time														
		Elapsed Time														
$(\text{ } \times 60) + \text{ } = \text{ }$		Time in Seconds														
<p style="margin: 0;"><b>W.C.P.M.</b></p> <div style="display: flex; align-items: center; justify-content: center; margin: 10px 0;"> <div style="border: 1px solid black; width: 60px; height: 40px; margin-right: 10px;"></div> <span style="font-size: 2em; margin: 0 10px;">÷</span> <div style="border: 1px solid black; width: 60px; height: 40px; margin-right: 10px;"></div> <span style="font-size: 2em; margin: 0 10px;">× 60 =</span> <div style="border: 1px solid black; width: 60px; height: 40px; margin-left: 10px;"></div> </div> <div style="display: flex; justify-content: space-around; font-size: small; margin-top: 5px;"> <span>Words Correct</span> <span>Time in Seconds</span> <span>W.C.P.M.</span> </div>																

<b>Compare the student's W.C.P.M. scores to national norms for Fall of Grade 3 (Hasbrouck and Tindal, 2006):</b>	
W.C.P.M.	National Percentiles for Winter, Grade 3:
128	90th
99	75th
71	50th
44	25th
21	10th

<b>Comprehension Total ____ / 4</b>	
Answers Correct	Level
4	Independent comprehension level
3	Instructional comprehension level
1-2	Frustration comprehension level
0	Intensive remediation warranted for this student

NAME: \_\_\_\_\_

DATE: \_\_\_\_\_

## Our Interconnected Systems

**Title:**

**A description of this system:**

---

---

---

---

---

---

---

**How this system works with other systems:**

---

---

---

---

---

---

---

**A drawing of the system (draw in the space below or on a separate piece of paper):**

**My star rating—The chapter was . . .** \_\_\_\_\_

**1 star = not so great**

**4 stars = awesome!**



**Rating:** \_\_\_\_\_

NAME: \_\_\_\_\_

DATE: \_\_\_\_\_

## Spelling Assessment

*As your teacher calls out the words, type them in the correct column.*

### Part A

### Part B

1. \_\_\_\_\_

6. \_\_\_\_\_

2. \_\_\_\_\_

7. \_\_\_\_\_

3. \_\_\_\_\_

8. \_\_\_\_\_

4. \_\_\_\_\_

9. \_\_\_\_\_

5. \_\_\_\_\_

10. \_\_\_\_\_

**Challenge Word:** \_\_\_\_\_

**Challenge Word:** \_\_\_\_\_

**Dictated Sentences**

1. \_\_\_\_\_  
\_\_\_\_\_  
\_\_\_\_\_  
\_\_\_\_\_  
\_\_\_\_\_

2. \_\_\_\_\_  
\_\_\_\_\_  
\_\_\_\_\_  
\_\_\_\_\_  
\_\_\_\_\_

NAME: \_\_\_\_\_

DATE: \_\_\_\_\_

*Directions: Type words and phrases and/or draw pictures of the different human body systems and senses.*

## KWL Chart: Human Body Systems

### Skeletal System

K	W	L

# KWL Chart: Human Body Systems

## Muscular System

K

W

L

NAME: \_\_\_\_\_

DATE: \_\_\_\_\_

## KWL Chart: Human Body Systems

### Nervous System

K	W	L



# KWL Chart: Human Body Systems

Eyes

K

W

L

NAME: \_\_\_\_\_

DATE: \_\_\_\_\_

## KWL Chart: Human Body Systems

Ears

K

W

L

K	W	L





## Writing Rubric

4	<p>The narrative piece follows a logical sequence with a clear beginning, middle, and end.</p> <p>Each paragraph contains transition words that connect the paragraphs and the story smoothly.</p> <p>The narrative piece contains appropriate characters, a setting, a plot, and dialogue.</p> <p>Descriptive language captures the reader's attention.</p> <p>The concluding paragraph explains something about the story that the reader has been waiting to find out.</p> <p>There are no errors in grammar, capitalization, or punctuation.</p>
3	<p>The narrative piece follows a logical sequence with a clear beginning, middle, and end.</p> <p>Each paragraph contains transition words that connect the paragraphs and the story smoothly.</p> <p>The narrative piece contains characters, a setting, a plot, and dialogue.</p> <p>Descriptive language captures the reader's attention.</p> <p>The piece has a good concluding paragraph.</p> <p>There are few errors in grammar, capitalization, or punctuation.</p>

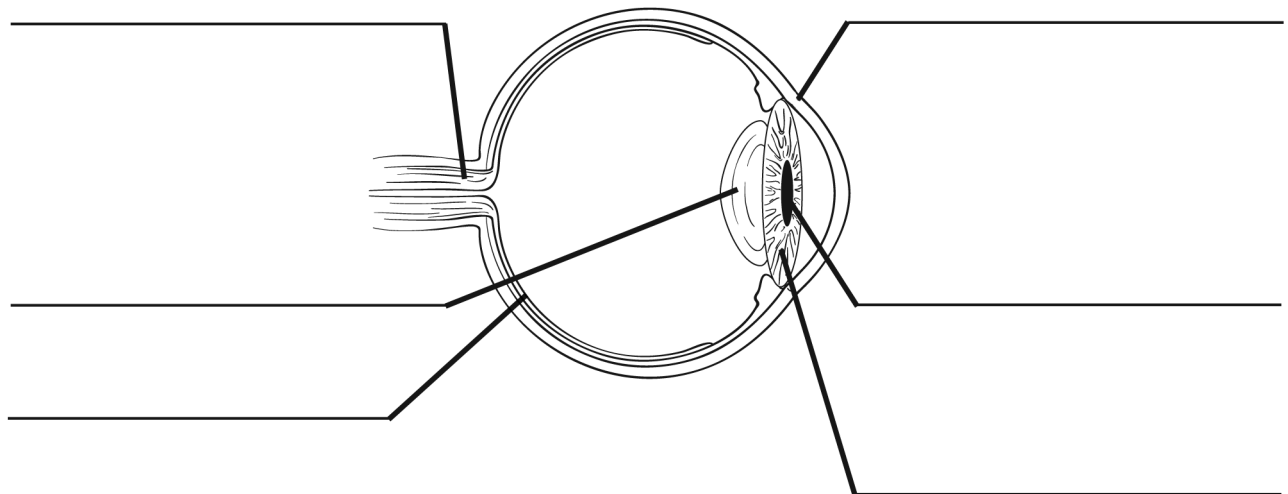
2	<p>The narrative piece has a beginning, middle, and end.</p> <p>Paragraphs have few transition words.</p> <p>The narrative piece contains unfitting characters, setting, plot, and dialogue.</p> <p>Descriptive language is minimally used.</p> <p>The piece has a weak concluding paragraph.</p> <p>There are some errors in grammar, capitalization, or punctuation.</p>
1	<p>The narrative piece does not have a clear beginning, middle, and end.</p> <p>The narrative piece contains unfitting characters, setting, plot, and lacks dialogue.</p> <p>Paragraphs completely lack transition words and the story does not flow smoothly.</p> <p>Descriptive language is lacking.</p> <p>The concluding paragraph is missing or ends abruptly.</p> <p>There are many errors in grammar, capitalization, or punctuation.</p>
<p><b>Teacher Comments:</b></p>	

NAME: \_\_\_\_\_

DATE: \_\_\_\_\_

*Directions: Fill in the labels for the parts of the eye using the words in the box.*

cornea	iris	pupil
optic nerve	retina	lens

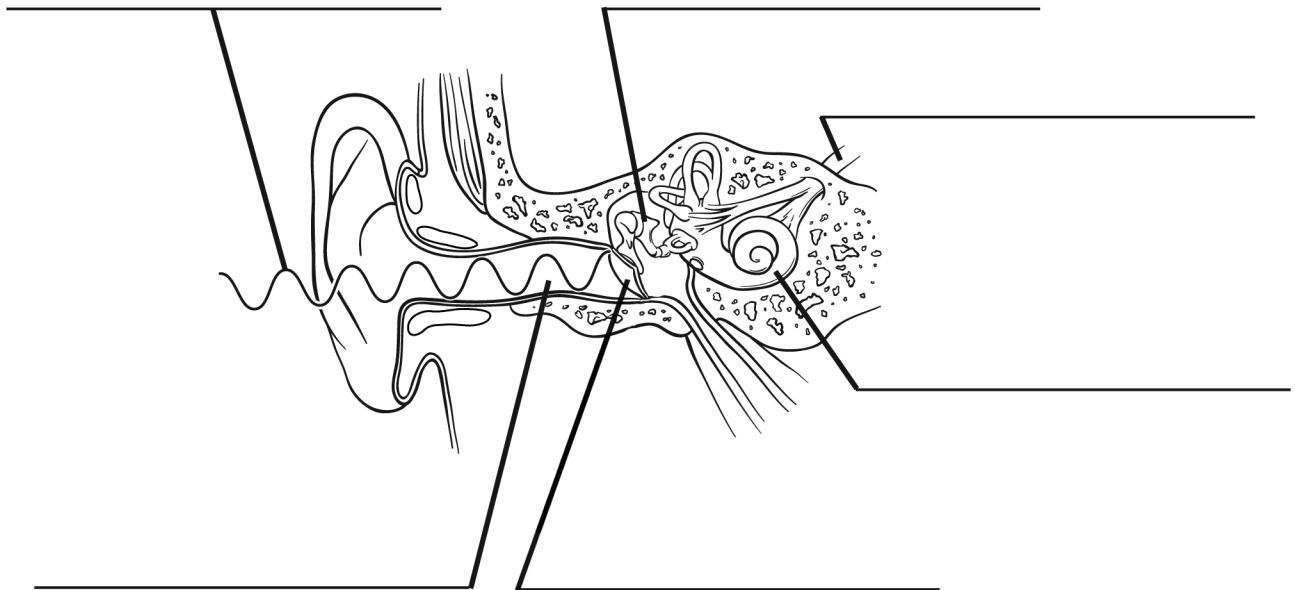


NAME: \_\_\_\_\_

DATE: \_\_\_\_\_

*Directions: Label the diagram of the human ear using the words in the box.*

ear canal	sound wave	eardrum
ear bones	auditory nerve	cochlea





## Illustration and Photo Credits

2.2 (Mr. Mowse): Shutterstock; 3.1 (Skeleton): Shutterstock; 4.1 (dis- Word Shelf): Shutterstock; 4.3 (mis - Word Shelf): Shutterstock; 7.4 (Frisky beaver): Shutterstock; 9.1 (Brain vocab): Core Knowledge Staff; PP4 (Eye outline): Apryl Stott; PP5 (Ear Outline): Apryl Stott

## General Manager K-8 Humanities and SVP, Product

Alexandra Clarke

## Chief Academic Officer, Elementary Humanities

Susan Lambert

### Content and Editorial

Elizabeth Wade, PhD, Director,  
Elementary Language Arts Content

Patricia Erno, Associate Director, Elementary ELA Instruction

Maria Martinez, Associate Director, Spanish Language Arts

Baria Jennings, EdD, Senior Content Developer

Christina Cox, Managing Editor

### Product and Project Management

Ayala Falk, Director, Business and Product Strategy,  
K-8 Language Arts

Amber McWilliams, Senior Product Manager

Elisabeth Hartman, Associate Product Manager

Catherine Alexander, Senior Project Manager, Spanish Language Arts

LaShon Ormond, SVP, Strategic Initiatives

Leslie Johnson, Associate Director, K-8 Language Arts

Thea Aguiar, Director of Strategic Projects, K-5 Language Arts

Zara Chaudhury, Project Manager, K-8 Language Arts

### Design and Production

Tory Novikova, Product Design Director

Erin O'Donnell, Product Design Manager

### Other Contributors

Patricia Beam, Bill Cheng, Ken Harney, Molly Hensley, David Herubin, Sara Hunt, Kristen Kirchner, James Mendez-Hodes, Christopher Miller, Diana Projansky, Todd Rawson, Jennifer Skelley, Julia Sverchuk, Elizabeth Thiers, Amanda Tolentino, Paige Womack

## Texas Contributors

### Content and Editorial

Sarah Cloos

Laia Cortes

Jayana Desai

Angela Donnelly

Claire Dorfman

Ana Mercedes Falcón

Rebecca Figueroa

Nick García

Sandra de Gennaro

Patricia Infanzón-  
Rodríguez

Seamus Kirst

Michelle Koral

Sean McBride

Jacqueline Ovalle

Sofia Pereson

Lilia Perez

Sheri Pineault

Megan Reasor

Marisol Rodriguez

Jessica Roodvoets

Lyna Ward

### Product and Project Management

Stephanie Koleda

Tamara Morris

### Art, Design, and Production

Nanyamka Anderson

Raghav Arumugan

Dani Aviles

Olioli Buika

Sherry Choi

Stuart Dalgo

Edel Ferri

Pedro Ferreira

Nicole Galuszka

Parker-Nia Gordon

Isabel Hetrick

Ian Horst

Ashna Kapadia

Jagriti Khirwar

Julie Kim

Lisa McGarry

Emily Mendoza

Marguerite Oerlemans

Lucas De Oliveira

Tara Pajouhesh

Jackie Pierson

Dominique Ramsey

Darby Raymond-  
Overstreet

Max Reinhardsen

Mia Saine

Nicole Stahl

Flore Thevoux

Jeanne Thornton

Amy Xu

Jules Zuckerberg



**Amplify.**  
**TEXAS**

ELEMENTARY LITERACY PROGRAM  
LECTOESCRITURA EN ESPAÑOL

**Series Editor-in-Chief**

E. D. Hirsch Jr.

**President**

Linda Bevilacqua

**Editorial Staff**

Mick Anderson  
Robin Blackshire  
Laura Drummond  
Emma Earnst  
Lucinda Ewing  
Sara Hunt  
Rosie McCormick  
Cynthia Peng  
Liz Pettit  
Tonya Ronayne  
Deborah Samley  
Kate Stephenson  
Elizabeth Wafler  
James Walsh  
Sarah Zelinke

**Design and Graphics Staff**

Kelsie Harman  
Liz Loewenstein  
Bridget Moriarty  
Lauren Pack

**Consulting Project Management Services**

ScribeConcepts.com

**Additional Consulting Services**

Erin Kist  
Carolyn Pinkerton  
Scott Ritchie  
Kelina Summers

**Acknowledgments**

These materials are the result of the work, advice, and encouragement of numerous individuals over many years. Some of those singled out here already know the depth of our gratitude; others may be surprised to find themselves thanked publicly for help they gave quietly and generously for the sake of the enterprise alone. To helpers named and unnamed we are deeply grateful.

**Contributors to Earlier Versions of These Materials**


Susan B. Albaugh, Kazuko Ashizawa, Kim Berrall, Ang Blanchette, Nancy Braier, Maggie Buchanan, Paula Coyner, Kathryn M. Cummings, Michelle De Groot, Michael Donegan, Diana Espinal, Mary E. Forbes, Michael L. Ford, Sue Fulton, Carolyn Gosse, Dorrit Green, Liza Greene, Ted Hirsch, Danielle Knecht, James K. Lee, Matt Leech, Diane Henry Leipzig, Robin Luecke, Martha G. Mack, Liana Mahoney, Isabel McLean, Steve Morrison, Juliane K. Munson, Elizabeth B. Rasmussen, Ellen Sadler, Rachael L. Shaw, Sivan B. Sherman, Diane Auger Smith, Laura Tortorelli, Khara Turnbull, Miriam E. Vidaver, Michelle L. Warner, Catherine S. Whittington, Jeannette A. Williams.

We would like to extend special recognition to Program Directors Matthew Davis and Souzanne Wright, who were instrumental in the early development of this program.

**Schools**

We are truly grateful to the teachers, students, and administrators of the following schools for their willingness to field-test these materials and for their invaluable advice: Capitol View Elementary, Challenge Foundation Academy (IN), Community Academy Public Charter School, Lake Lure Classical Academy, Lepanto Elementary School, New Holland Core Knowledge Academy, Paramount School of Excellence, Pioneer Challenge Foundation Academy, PS 26R (the Carteret School), PS 30X (Wilton School), PS 50X (Clara Barton School), PS 96Q, PS 102X (Joseph O. Loretan), PS 104Q (the Bays Water), PS 214K (Michael Friedsam), PS 223Q (Lyndon B. Johnson School), PS 308K (Clara Cardwell), PS 333Q (Goldie Maple Academy), Sequoyah Elementary School, South Shore Charter Public School, Spartanburg Charter School, Steed Elementary School, Thomas Jefferson Classical Academy, Three Oaks Elementary, West Manor Elementary.

And a special thanks to the Pilot Coordinators, Anita Henderson, Yasmin Lugo-Hernandez, and Susan Smith, whose suggestions and day-to-day support to teachers using these materials in their classrooms were critical.



**Grade 3 | Unit 3** | Editable Activity Book  
**The Human Body: Systems and Senses**

ISBN 9781643837369



9 781643 837369