



Amplify.

TEXAS

ELEMENTARY LITERACY PROGRAM

Kindergarten

**KNOWLEDGE 3**

**ACTIVITY BOOK**

Kindergarten

---

# **Knowledge 3**

---

**Activity Book**

**Notice and Disclaimer:** The agency has developed these learning resources as a contingency option for school districts. These are optional resources intended to assist in the delivery of instructional materials in this time of public health crisis. Feedback will be gathered from educators and organizations across the state and will inform the continuous improvement of subsequent units and editions. School districts and charter schools retain the responsibility to educate their students and should consult with their legal counsel regarding compliance with applicable legal and constitutional requirements and prohibitions.

Given the timeline for development, errors are to be expected. If you find an error, please email us at **[texashomelearning@tea.texas.gov](mailto:texashomelearning@tea.texas.gov)**.

ISBN 978-1-64383-790-1

This work is licensed under a Creative Commons Attribution-NonCommercial-ShareAlike 4.0 International License.

You are free:

to Share—to copy, distribute, and transmit the work

to Remix—to adapt the work

Under the following conditions:

**Attribution**—You must attribute any adaptations of the work in the following manner:

This work is based on original works of Amplify Education, Inc. ([amplify.com](http://amplify.com)) and the Core Knowledge Foundation ([coreknowledge.org](http://coreknowledge.org)) made available under a Creative Commons Attribution-NonCommercial-ShareAlike 4.0 International License. This does not in any way imply endorsement by those authors of this work.

**Noncommercial**—You may not use this work for commercial purposes.

**Share Alike**—If you alter, transform, or build upon this work, you may distribute the resulting work only under the same or similar license to this one.

With the understanding that:

For any reuse or distribution, you must make clear to others the license terms of this work. The best way to do this is with a link to this web page:

**<https://creativecommons.org/licenses/by-nc-sa/4.0/>**

© 2020 Amplify Education, Inc.  
**[amplify.com](http://amplify.com)**

Trademarks and trade names are shown in this book strictly for illustrative and educational purposes and are the property of their respective owners. References herein should not be regarded as affecting the validity of said trademarks and trade names.

Printed in Mexico  
01 Pilot 2020

Knowledge 3

---

**Stories:  
Fairy Tales and  
Folktales**

---

NAME: \_\_\_\_\_

DATE: \_\_\_\_\_

Directions: Identify the proper sequence of events in the pictures in the pictures and type the correct order in the given text boxes.



NAME: \_\_\_\_\_

DATE: \_\_\_\_\_

**Dear Family Member,**

Over the next several days, your child will be learning about classic stories including:

- “Chicken Little”
- “The Three Little Pigs”
- “The Three Billy Goats Gruff”
- “The Wolf and the Seven Little Kids”
- “The Bremen Town Musicians”

Your child will also learn the terms *setting*, *plot*, and *character* and will use them to talk about the stories s/he will hear. Below are some suggestions for activities that you may do at home to continue to enjoy stories with your child.

**1. Words to Use**

Below is a list of some of the words that your child will use and learn about from the stories. Try to use these words as they come up in everyday speech with your child.

- *sly*—The sly cat waited for the mouse to look for the cheese.
- *blazing*—Don’t look at the blazing hot sun; it will burn your eyes.
- *perched*—Look at that bird perched on the edge of the branch.

**2. Character Illustration**

Have your child draw a picture of his/her favorite character from a book or story s/he has heard recently. Then have your child explain to you why this character is his or her favorite character.

**3. Theater at Home**

Encourage your child to retell stories from school. Then, have family members help perform the stories.

**4. Read Aloud Each Day**

Set aside time to read to your child every day. The local library has many story collections for you to share with your child.

NAME: \_\_\_\_\_

DATE: \_\_\_\_\_

Directions: Identify the proper sequence of events in the pictures in the pictures and type the correct order in the given text boxes.



NAME: \_\_\_\_\_

DATE: \_\_\_\_\_

Directions: Identify the proper sequence of events in the pictures and type the correct order in the given text boxes.





NAME: \_\_\_\_\_

PP.1

Assessment

DATE: \_\_\_\_\_

Directions: Listen to the teacher's instructions. Next, look at the two pictures in the row and find the one that answers the question. Type "C" in the text box against the correct picture.

1.



2.



3.



4.



5.



NAME: \_\_\_\_\_

DATE: \_\_\_\_\_

**Dear Family Member,**

Over the next several days, your child will enjoy more classic stories including:

- “Momotaro, Peach Boy”
- “The Story of Jumping Mouse”
- “Goldilocks and the Three Bears”
- “Tug-of-War”

Next, your child will review the terms *setting*, *plot*, and *character* which s/he has been using to talk about the stories s/he has heard. Below are some suggestions for activities that you may do at home to continue to enjoy stories with your child.

**1. Words to Use**

Below is a list of some of the words that your child will be using and learning about from the stories. Try to use these words as they come up in everyday speech with your child.

- *perilous*—That path looks perilous; let’s take a different one.
- *misused*—This hairbrush was misused when someone tried to clean the carpet with it.
- *foolishness*—It was pure foolishness to go outside in the cold without a coat.

**2. Setting, Characters, Plot Illustration**

Have your child draw a picture of the setting of his/her favorite story s/he heard recently. Then have your child draw the characters from the story on the same page. Finally, have your child describe the plot or events in the story.

**3. Theater at Home**

Encourage your child to retell stories from school. Then, have family members help perform the stories.

**4. Tug-of-War**

Play a game of Tug-of-War with your child. Be sure to explain to him or her how the game is won. Relate the game to the story “Tug-of-War” that your child heard in school. Ask your child to describe the plot of the story and who won the tug-of-war in the story.

## **5. Read Aloud Each Day**

It is very important that you read to your child every day. The local library has many story collections for you to share with your child.

## **6. Sayings and Phrases: Do Unto Others As You Would Have Them Do Unto You**

Your child will also learn the well-known saying, “Do unto others as you would have them do unto you.” See if you can find times throughout the day to have your child reflect on this saying.

NAME: \_\_\_\_\_


DATE: \_\_\_\_\_

9.1


Activity Page

Directions: Listen to the teacher's instructions. Type in each circle as instructed.


**Character**



**Setting**



**Plot**



NAME: \_\_\_\_\_

DATE: \_\_\_\_\_

DA.1

Assessment

Directions: Listen to the statements your teacher will read aloud. If the answer is yes, type the letter Y in the blank. If the answer is no, type the letter N.

1.	<input checked="" type="radio"/>	<input type="radio"/>
2.	<input type="radio"/>	<input type="radio"/>
3.	<input type="radio"/>	<input type="radio"/>
4.	<input type="radio"/>	<input type="radio"/>
5.	<input type="radio"/>	<input type="radio"/>
6.	<input type="radio"/>	<input type="radio"/>
7.	<input type="radio"/>	<input type="radio"/>
8.	<input type="radio"/>	<input type="radio"/>
9.	<input type="radio"/>	<input type="radio"/>
10.	<input type="radio"/>	<input type="radio"/>
11.	<input type="radio"/>	<input type="radio"/>
12.	<input type="radio"/>	<input type="radio"/>

NAME: \_\_\_\_\_

DA.2

Assessment


DATE: \_\_\_\_\_

Directions: Listen to the teacher's instructions. Next, look at the three pictures in the row and find the one that answers the question. Type "C" in the text box below the correct picture.

1.



2.



3.



4.



5.



6.



7.



8.



NAME: \_\_\_\_\_

DA.3


Assessment

DATE: \_\_\_\_\_

Directions: Identify the characters on the left to their story settings on the right and type the correct serial number in the boxes given in the right column.



1



2



3



Knowledge 3



## **General Manager K-8 ELA and SVP, Product**

Alexandra Clarke

## **Vice President, Elementary Literacy Instruction**

Susan Lambert

## **Editorial**

Elizabeth Wade, PhD, Director, Elementary ELA Content

Patricia Erno, Associate Director, Elementary ELA Instruction

Kristen Kirchner, Content Writer

Christina Cox, Copy Editor

## **Product & Project Management**

Ayala Falk, Director, Business and Product Strategy, K-8 ELA

Amber McWilliams, Senior Product Manager

Leslie Johnson, Associate Director, K-8 ELA

Zara Chaudhury, Associate Project Manager

## **Design and Production**

Tory Novikova, Product Design Director

Erin O'Donnell, Product Design Manager

Paige Womack, Product Designer

## **Contributors**

Bill Cheng

Nicole Galuszka

Ken Harney

Molly Hensley

David Herubin

Ian Horst

Sara Hunt

James Mendez-Hodes

Christopher Miller

Sheri Pineault

Diana Projansky

Todd Rawson

Jennifer Skelley

Julia Sverchuk

Elizabeth Thiers

Jeanne Thornton

Amanda Tolentino

**Series Editor-in-Chief**

E. D. Hirsch Jr.

**President**

Linda Bevilacqua

**Editorial Staff**

Mick Anderson  
Robin Blackshire  
Laura Drummond  
Emma Earnst  
Lucinda Ewing  
Sara Hunt  
Rosie McCormick  
Cynthia Peng  
Liz Pettit  
Tonya Ronayne  
Deborah Samley  
Kate Stephenson  
Elizabeth Wafler  
James Walsh  
Sarah Zelinke

**Acknowledgments**

These materials are the result of the work, advice, and encouragement of numerous individuals over many years. Some of those singled out here already know the depth of our gratitude; others may be surprised to find themselves thanked publicly for help they gave quietly and generously for the sake of the enterprise alone. To helpers named and unnamed we are deeply grateful.

**Contributors to Earlier Versions of These Materials**

Susan B. Albaugh, Kazuko Ashizawa, Kim Berrall, Ang Blanchette, Nancy Braier, Maggie Buchanan, Paula Coyner, Kathryn M. Cummings, Michelle De Groot, Michael Donegan, Diana Espinal, Mary E. Forbes, Michael L. Ford, Sue Fulton, Carolyn Gosse, Dorrit Green, Liza Greene, Ted Hirsch, Danielle Knecht, James K. Lee, Matt Leech, Diane Henry Leipzig, Robin Luecke, Martha G. Mack, Liana Mahoney, Isabel McLean, Steve Morrison, Juliane K. Munson, Elizabeth B. Rasmussen, Ellen Sadler, Rachael L. Shaw, Sivan B. Sherman, Diane Auger Smith, Laura Tortorelli, Khara Turnbull, Miriam E. Vidaver, Michelle L. Warner, Catherine S. Whittington, Jeannette A. Williams.

We would like to extend special recognition to Program Directors Matthew Davis and Souzanne Wright, who were instrumental in the early development of this program.

**Schools**

We are truly grateful to the teachers, students, and administrators of the following schools for their willingness to field-test these materials and for their invaluable advice: Capitol View Elementary, Challenge Foundation Academy (IN), Community Academy Public Charter School, Lake Lure Classical Academy, Lepanto Elementary School, New Holland Core Knowledge Academy, Paramount School of Excellence, Pioneer Challenge Foundation Academy, PS 26R (the Carteret School), PS 30X (Wilton School), PS 50X (Clara Barton School), PS 96Q, PS 102X (Joseph O. Loretan), PS 104Q (the Bays Water), PS 214K (Michael Friedsam), PS 223Q (Lyndon B. Johnson School), PS 308K (Clara Cardwell), PS 333Q (Goldie Maple Academy), Sequoyah Elementary School, South Shore Charter Public School, Spartanburg Charter School, Steed Elementary School, Thomas Jefferson Classical Academy, Three Oaks Elementary, West Manor Elementary.

And a special thanks to the Pilot Coordinators, Anita Henderson, Yasmin Lugo-Hernandez, and Susan Smith, whose suggestions and day-to-day support to teachers using these materials in their classrooms were critical.

**Design and Graphics Staff**

Kelsie Harman  
Liz Loewenstein  
Bridget Moriarty  
Lauren Pack

**Consulting Project Management Services**

ScribeConcepts.com

**Additional Consulting Services**

Erin Kist  
Carolyn Pinkerton  
Scott Ritchie  
Kelina Summers

## Knowledge 3

### Credits

Every effort has been taken to trace and acknowledge copyrights. The editors tender their apologies for any accidental infringement where copyright has proved untraceable. They would be pleased to insert the appropriate acknowledgment in any subsequent edition of this publication. Trademarks and trade names are shown in this publication for illustrative purposes only and are the property of their respective owners. The references to trademarks and trade names given herein do not affect their validity.

All photographs are used under license from Shutterstock, Inc. unless otherwise noted.

### Writers

Rosie McCormick

### Illustrators and Image Sources

Cover: Amplify Learning, Inc.; 1.1: Jennifer Eichelberger; 2.1: Gail McIntosh; 4.1: Rebecca Miller; PP.1 (goats): Mary Parker; PP.1 (chicken little): Jennifer Eichelberger; PP.1 (mule & farmer): Michael Parker; PP.1 (wolf): Core Knowledge Staff; PP.1 (wolf at door): Rebecca Miller; DA.1: Shutterstock; DA.2: Core Knowledge Staff; DA.2 (eagle): Shutterstock; DA.2 (jungle): Shutterstock; DA.3: Core Knowledge Staff; DA.3 (jungle): Shutterstock

Regarding the Shutterstock items listed above, please note: "No person or entity shall falsely represent, expressly or by way of reasonable implication, that the content herein was created by that person or entity, or any person other than the copyright holder(s) of that content."

ISBN 9781643837901



9 781643 837901