

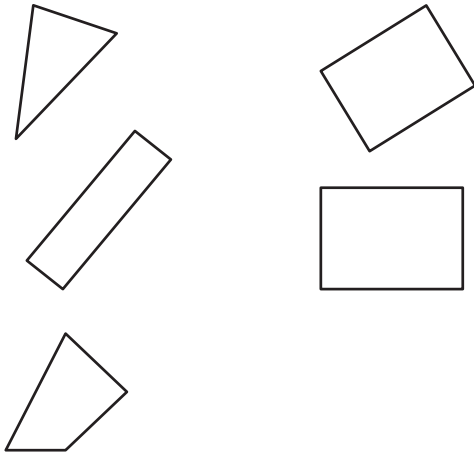
End-of-Unit Assessment

Unit K.3

1



2



3



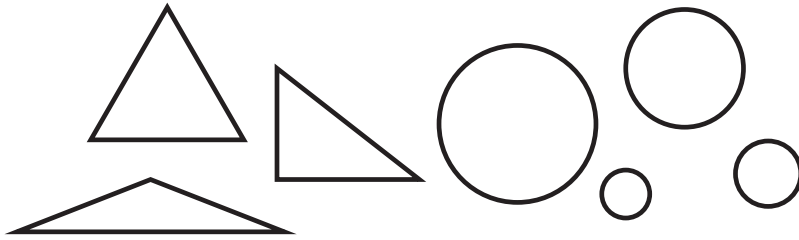
Directions

- 1 Put an **X** on the rectangle that is longer.
- 2 Color **THREE** rectangles.
- 3 Circle **THREE** quarters. Cross out **FOUR** nickels.
- 4 Write the number that shows how many triangles you see. Write the number that shows how many circles you see.
- 5 Circle **THREE** items that are needs. Cross out **THREE** items that are wants.
- 6 Circle the **ONE** story problem that talks about earning income.
- 7 Draw lines to match each job with a skill.
- 8 Draw **ONE** shape with 4 sides and 4 vertices, and draw **ONE** shape with 3 sides and 3 vertices.
- 9 Circle **THREE** different objects in the picture that look like triangles.
- 10 Sort your shapes into those with 4 sides and those without 4 sides. Trace the shapes to record your sort.


End-of-Unit Assessment (continued)

Unit K.3

4



5



6

Jada got
4 dollars in her
birthday card.

Clare earned
2 dollars from
her dad for
picking up
sticks in the
yard.

Han found
3 dollars on
the street.

End-of-Unit Assessment (continued)

Unit K.3

7



garbage collector

uses tools to fix a car



bus driver

uses a truck to
collect garbage


mechanic

drives around to
help people get to
different places

8



Draw.



End-of-Unit Assessment (continued)

Unit K.3

9



10

Shapes with 4 sides	Shapes without 4 sides