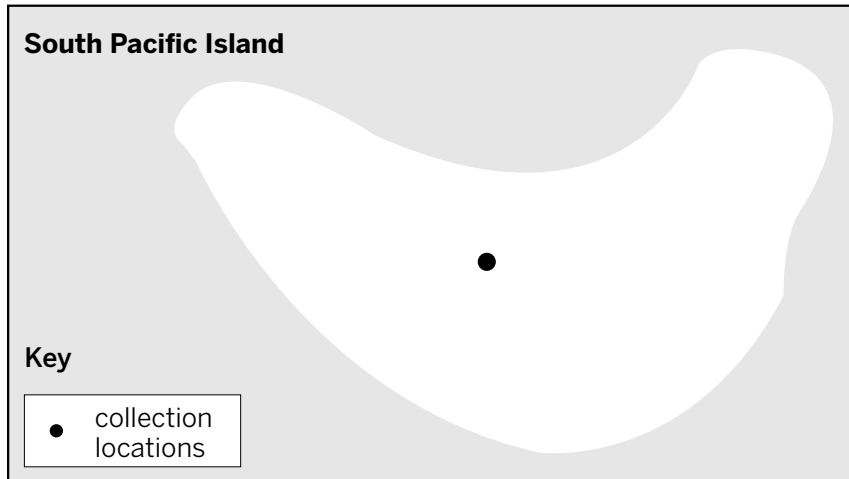
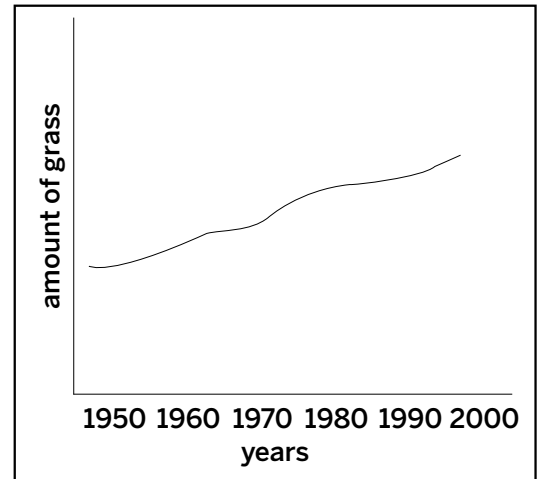


## Evidence Card A: Button Grass

- Every year for the past 50 years, ecologists have been counting the number of button grass plants near the center of the island.
- They concluded that the population increased over 50 years.



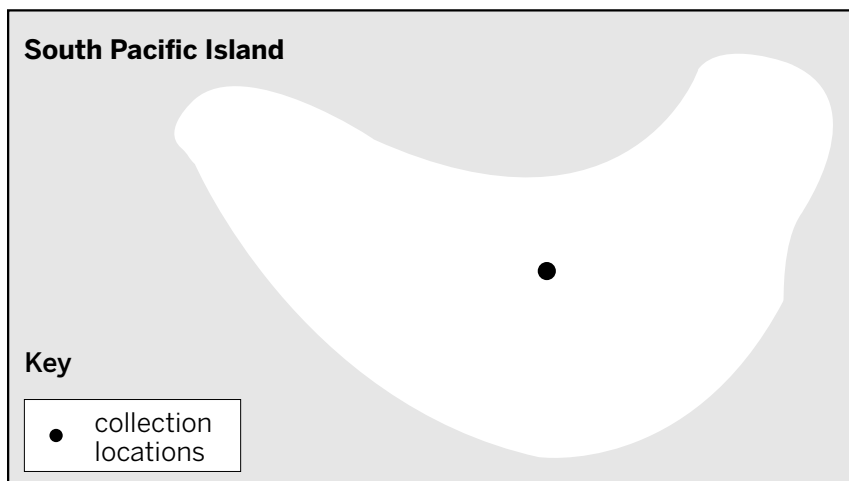
**Estimate of button grass population change**



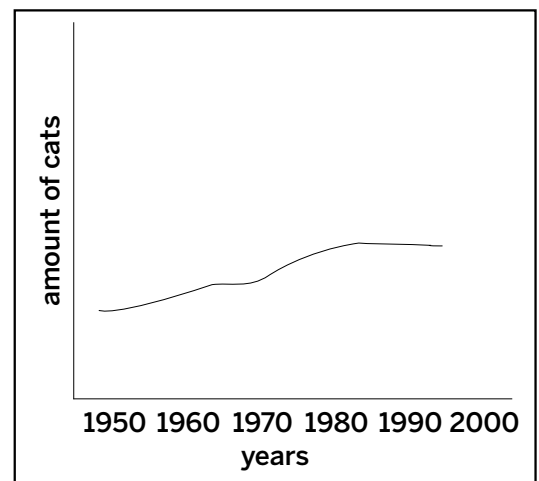
Populations and Resources—Island Evidence Cards —Lesson 4.1  
© 2018 The Regents of the University of California. All rights reserved.

## Evidence Card B: Feral Cats

- Every year for the past 50 years, ecologists have been counting the number of feral cats near the center of the island.
- They concluded that the population increased over 50 years.



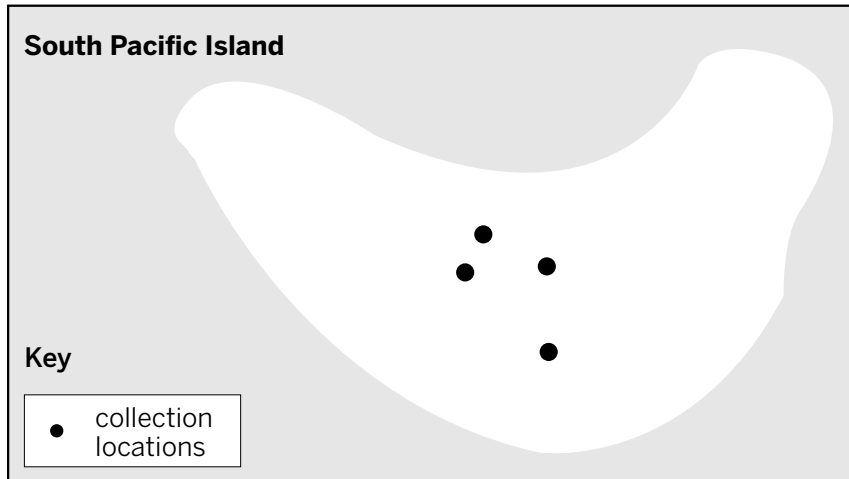
**Estimate of feral cat population change**



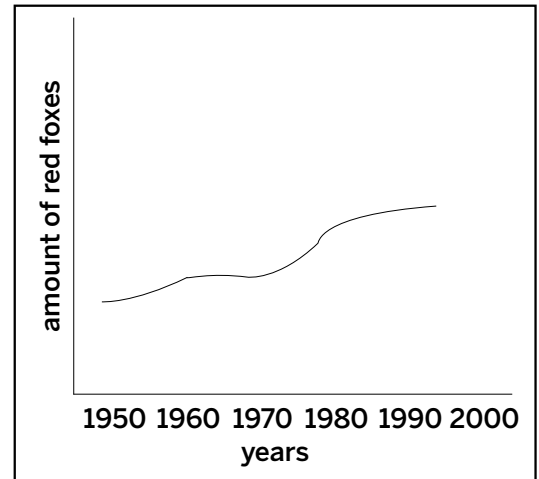
Populations and Resources—Island Evidence Cards —Lesson 4.1  
© 2018 The Regents of the University of California. All rights reserved.

## Evidence Card C: Red Foxes

- Every year for the past 50 years, ecologists have been counting the number of red foxes at four locations near the center of the island.
- They concluded that the population increased over 50 years.



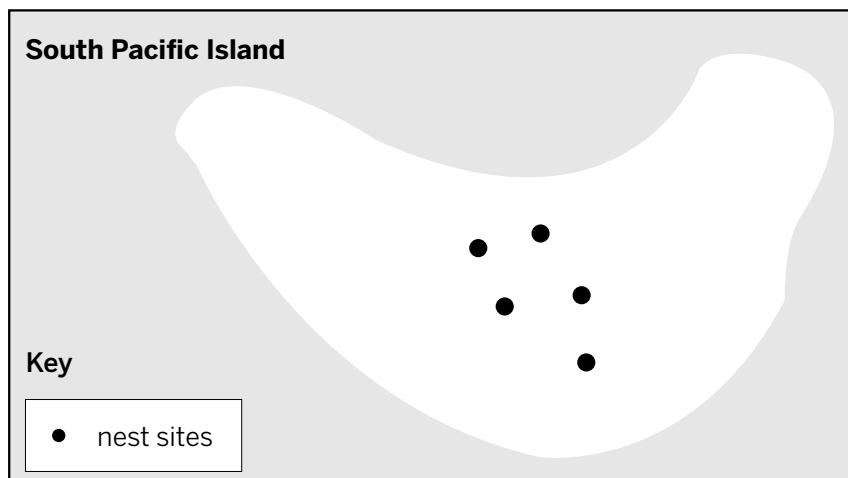
**Estimate of red fox population change**



Populations and Resources—Island Evidence Cards —Lesson 4.1  
© 2018 The Regents of the University of California. All rights reserved.

## Evidence Card D: Sparrows

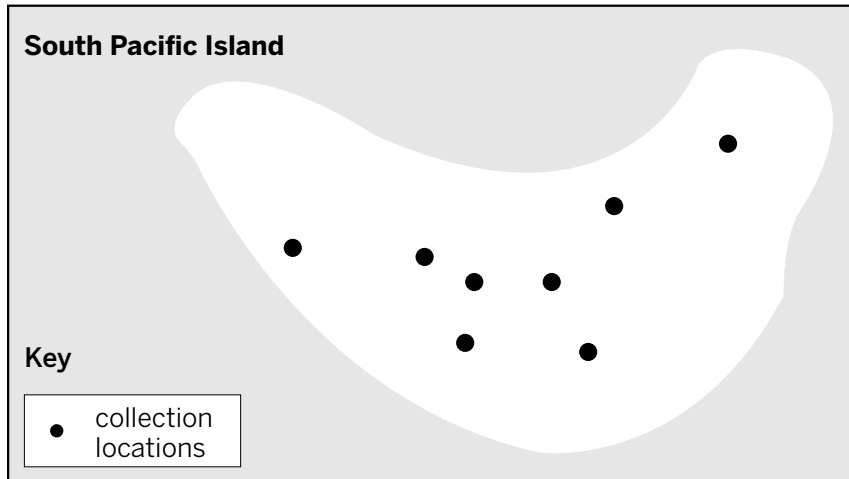
- Sparrows build their nests all over the island.
- Every year for the past 50 years, ecologists have counted the number of eggs in sparrow nests at five sites in the middle of the island.
- They concluded that the number of sparrow births has increased over 50 years.



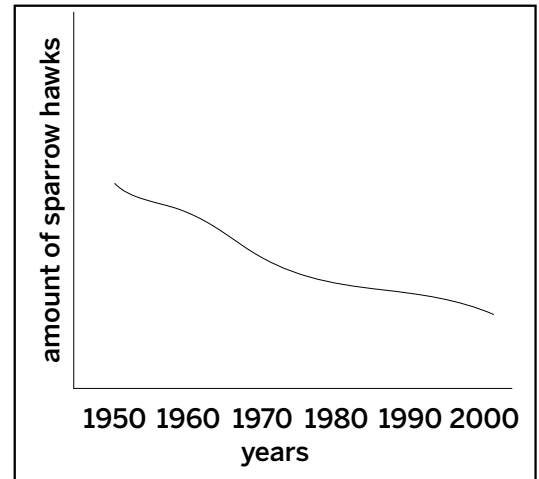
Populations and Resources—Island Evidence Cards —Lesson 4.1  
© 2018 The Regents of the University of California. All rights reserved.

## Evidence Card E: Sparrow Hawks

- Every year for the past 50 years, scientists collected sparrow hawk population data in eight different locations throughout the island.
- They concluded that the population decreased over 50 years.



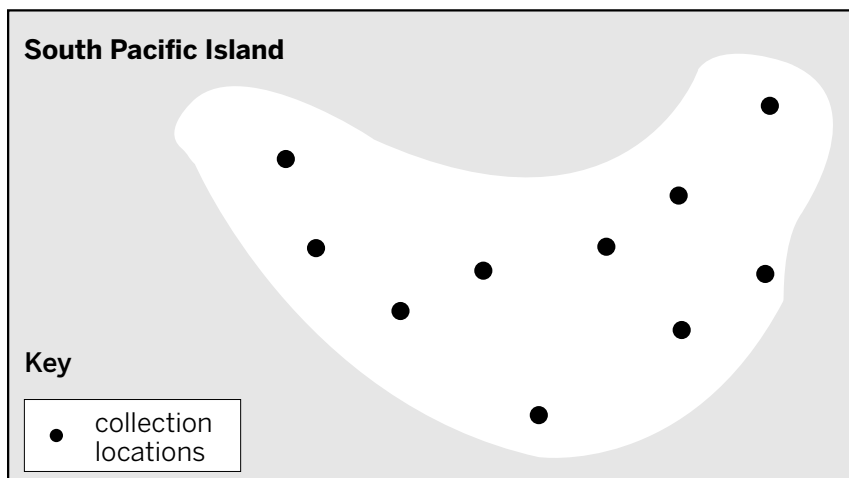
**Estimate of sparrow hawk population change**



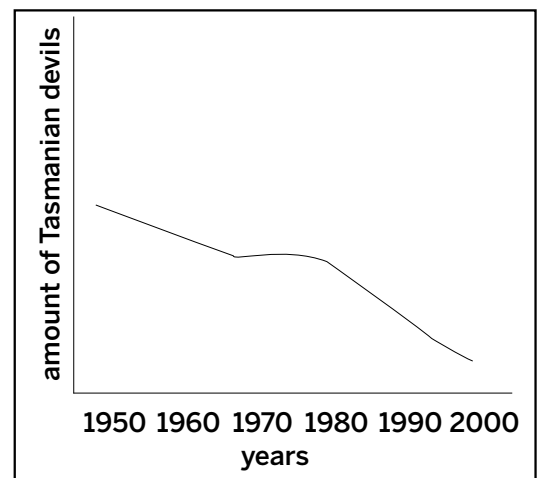
Populations and Resources—Island Evidence Cards —Lesson 4.1  
© 2018 The Regents of the University of California. All rights reserved.

## Evidence Card F: Tasmanian Devils

- Every year for the past 50 years, scientists collected Tasmanian devil population data in 10 different locations throughout the island.
- They concluded that the population decreased over 50 years.



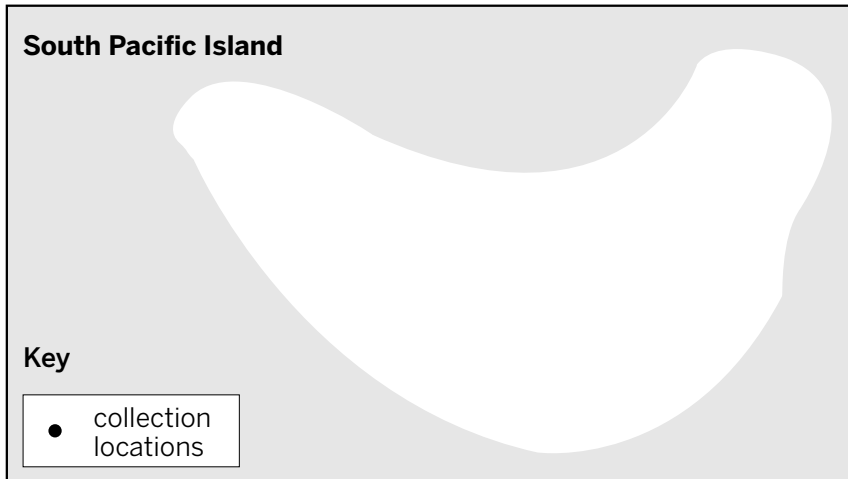
**Estimate of Tasmanian devil population change**



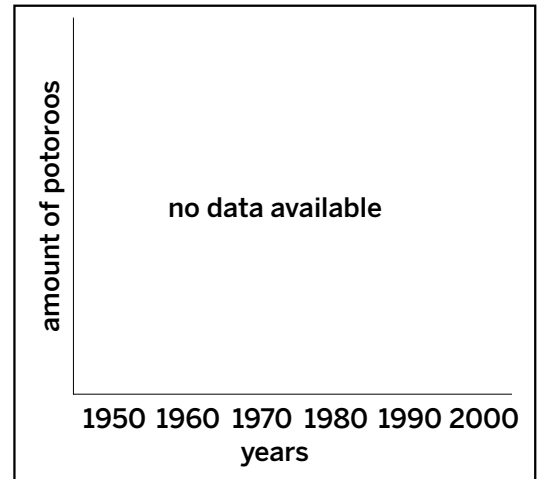
Populations and Resources—Island Evidence Cards —Lesson 4.1  
© 2018 The Regents of the University of California. All rights reserved.

## Evidence Card G: Long-Nosed Potoroos

- Scientists do not have evidence about the population size.



### Estimate of potoroo population change

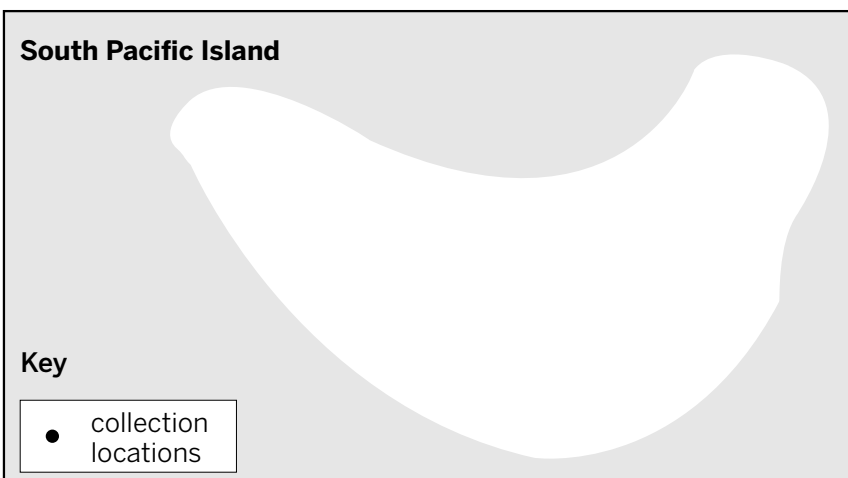


Populations and Resources—Island Evidence Cards —Lesson 4.1  
© 2018 The Regents of the University of California. All rights reserved.

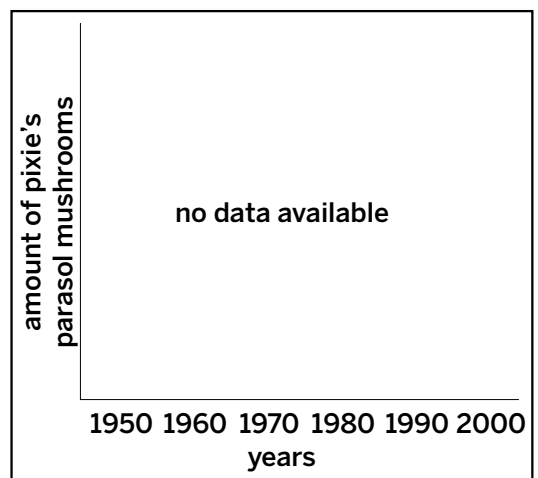
---

## Evidence Card H: Pixie's Parasol Mushrooms

- Scientists do not have evidence about the population size.



### Estimate of pixie's parasol mushroom population change



Populations and Resources—Island Evidence Cards —Lesson 4.1  
© 2018 The Regents of the University of California. All rights reserved.