



Amplify.

TEXAS

ELEMENTARY LITERACY PROGRAM

Grade 2

KNOWLEDGE 3

The Ancient Greek Civilization

ACTIVITY BOOK

Grade 2

Knowledge 3

Activity Book

Notice and Disclaimer: The agency has developed these learning resources as a contingency option for school districts. These are optional resources intended to assist in the delivery of instructional materials in this time of public health crisis. Feedback will be gathered from educators and organizations across the state and will inform the continuous improvement of subsequent units and editions. School districts and charter schools retain the responsibility to educate their students and should consult with their legal counsel regarding compliance with applicable legal and constitutional requirements and prohibitions.

Given the timeline for development, errors are to be expected. If you find an error, please email us at **texashomelearning@tea.texas.gov**.

ISBN 978-1-64383-707-9

This work is licensed under a Creative Commons Attribution-NonCommercial-ShareAlike 4.0 International License.

You are free:

to Share—to copy, distribute, and transmit the work

to Remix—to adapt the work

Under the following conditions:

Attribution—You must attribute any adaptations of the work in the following manner:

This work is based on original works of Amplify Education, Inc. (amplify.com) and the Core Knowledge Foundation (coreknowledge.org) made available under a Creative Commons Attribution-NonCommercial-ShareAlike 4.0 International License. This does not in any way imply endorsement by those authors of this work.

Noncommercial—You may not use this work for commercial purposes.

Share Alike—If you alter, transform, or build upon this work, you may distribute the resulting work only under the same or similar license to this one.

With the understanding that:

For any reuse or distribution, you must make clear to others the license terms of this work. The best way to do this is with a link to this web page:

<https://creativecommons.org/licenses/by-nc-sa/4.0/>

© 2020 Amplify Education, Inc.
amplify.com

Trademarks and trade names are shown in this book strictly for illustrative and educational purposes and are the property of their respective owners. References herein should not be regarded as affecting the validity of said trademarks and trade names.

Printed in Mexico
01 Pilot 2020

Knowledge 3

The Ancient Greek Civilization

NAME: _____

DATE: _____

1.1

The Ancient Greek Civilization Notebook

Jobs

Directions: Draw a picture and/or write about what you have learned about each of these components of the ancient Greek civilization.

The Ancient Greek Civilization Notebook

Religion

NAME: _____

DATE: _____

1.1
CONTINUED

Activity Page

The Ancient Greek Civilization Notebook

City-States

Knowledge 3

The Ancient Greek Civilization Notebook

Leaders

NAME: _____

DATE: _____

1.1
CONTINUED

Activity Page

The Ancient Greek Civilization Notebook

Contributions

Knowledge 3

NAME: _____

DATE: _____

Dear Family Member,

Over the next couple of weeks, your child will learn about the ancient Greek civilization, a group of people whose contributions can be seen in many areas of our lives today, specifically in our democratic government. Your child will be introduced to the geography and gods and goddesses of this civilization. S/he will also learn about the city-states of Sparta and Athens and the very first Olympic Games held in honor of Zeus.

Below are some suggestions for activities that you may do at home to reinforce what your child is learning about the ancient Greek civilization.

1. Draw and Write

Ask your child to draw and/or write about what s/he is learning about the ancient Greek civilization, such as the gods and goddesses who were believed to live on Mount Olympus or the first Olympic Games. Ask questions to help your child use the vocabulary learned at school.

2. Sayings and Phrases: “Where There’s a Will, There’s a Way”

Your child will be learning the saying “where there’s a will, there’s a way.” Talk with your child about its meaning. Share moments in your life when you or someone you know has accomplished something because of great determination or a strong will.

3. Words to Use

Below is a list of words that your child will be learning about and using. Try to use these words as they come up in everyday speech with your child.

- *rugged*—Although the rugged terrain of ancient Greece made farming difficult, the olive tree was one hardy plant the Greeks were able to grow in abundance.
- *massive*—The ancient Greeks imagined that the god of the sea, Poseidon, was massive in size and strength, for they believed he could make the earth quake and the waves crash upon the shore.
- *grove*—The ancient Greeks believed that at the request of the goddess Athena, the goddess Demeter made each grove of olive trees grow strong for the Athenians.
- *sacred*—The city of Olympia was a sacred place; the ancient Greeks gathered there to honor the gods with games and worship.
- *self-discipline*—The people of Sparta were known for their self-discipline, for they spent their lives training for battle and did not allow themselves any luxuries.

4. Read Aloud Each Day

- It is very important that you read with your child every day. Set aside time to read to your child and also time to listen to your child read to you.

Be sure to let your child know how much you enjoy hearing what s/he has learned at school.

NAME: _____

DATE: _____

7.1

I would rather have lived in _____

NAME: _____

DATE: _____

1.



2.



3.



4.

A

rugged, rocky, many mountains, good for growing olives

B

flat, wet, good for growing many types of food

Directions: Listen to your teacher's directions to answer the questions.

5. Contribution from ancient Greece: _____

6. Greek god or goddess: _____

Description: _____

7. Which city-state would you rather live in as a seven-year-old?

Athens






Sparta

Why?

NAME: _____

DATE: _____

Directions: Think about what you heard in the read-aloud to fill in the chart using words or sentences.

<p>Somebody</p>		<p>The Athenian generals</p>
<p>Wanted</p>		<hr/> <hr/> <hr/>
<p>But</p>		<hr/> <hr/> <hr/>
<p>So</p>		<p>So the Greeks used all of their battle strategies on the plain of Marathon.</p>
<p>Then</p>		<hr/> <hr/> <hr/>

NAME: _____

DATE: _____

Dear Family Member,

I hope your child is enjoying learning about the ancient Greek civilization. Over the next several days, s/he will learn more about the contributions of this civilization, as well as the significance of the Battles of Marathon and Thermopylae. S/he will also be introduced to the Greek philosophers Socrates, Plato, and Aristotle, and to the conqueror Alexander the Great. Your child will also write a fictional narrative using what s/he has learned about ancient Greece.

Below are some suggestions for activities that you may do at home to reinforce what your child is learning about the ancient Greek civilization.

1. Draw and Write

Have your child draw and/or write about what s/he is learning about the ancient Greek civilization, such as Pheidippides’s marathon run or the Greek philosophers. Ask questions to help your child use the vocabulary learned at school.

2. Sayings and Phrases: “Practice What You Preach”

Your child will be learning the saying “practice what you preach.” Talk with your child about its meaning. Share moments in your life when you or someone you know has lived his/her life in the same way that s/he has told others they should live.

3. Words to Use

Below is a list of some of the words that your child will learn about and use. Try to use these words as they come up in everyday speech with your child.

- *marathon*—The ancient Greeks honored Pheidippides for his twenty-six-mile marathon run.
- *channel*—Swimming through the cold waters of the English Channel has been a challenge for many long-distance swimmers.
- *philosopher*—Socrates was known as a famous Greek philosopher.
- *ambitious*—Alexander the Great was an ambitious leader who had a strong desire for success.
- *flung*—The Olympic champion flung his disc farther than anyone else.

4. Read Aloud Each Day

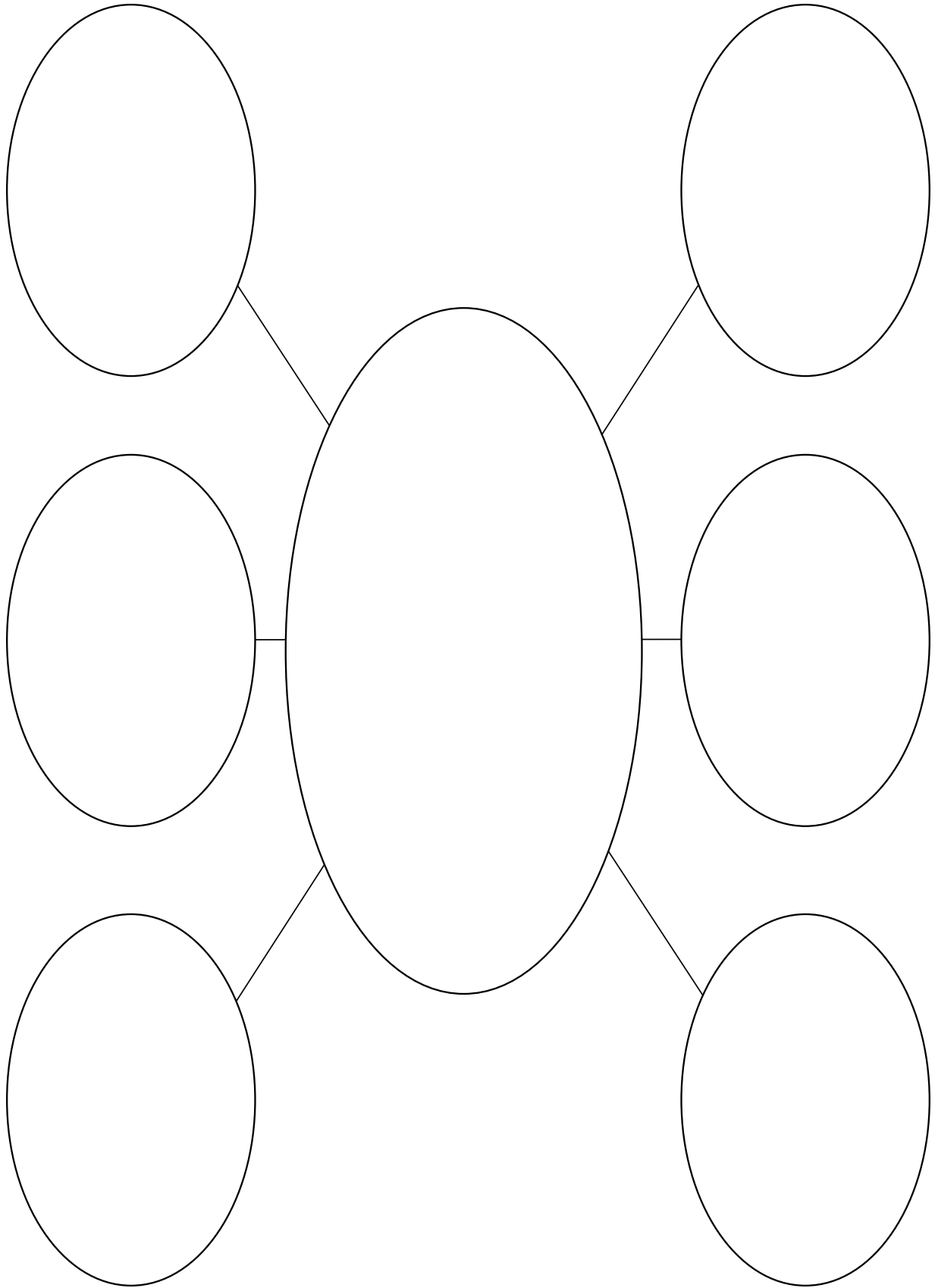
It is very important that you read with your child every day. Set aside time to read to your child and also time to listen to your child read to you.

Be sure to let your child know how much you enjoy hearing what s/he has learned at school.

NAME: _____

DATE: _____

Directions: Choose a character who lived in ancient Greek times (Spartan boy, Athenian girl, seafarer from Crete, etc.). Write the character's name in the center oval. On the spokes of the oval, write everything that comes to mind about who your character is, where s/he lives, and what s/he experiences every day.



NAME: _____

11.1

DATE: _____

Directions: Write the introductory sentence for your paragraph in the first rectangle. Write the three descriptive sentences in the second, third, and fourth rectangles. Write your concluding sentence in the fifth rectangle.

1. _____

2. _____

3. _____

4. _____

5. _____


NAME: _____

12.1

Activity Page

DATE: _____

Directions: Use the map and the information you have learned from the read-alouds to answer the questions. Write a complete sentence for each answer.



Alexander the Great's Empire

1. What does the shaded area stand for on the map?

2. Which area of land was larger: the area where the ancient Greek civilization existed, or the area that Alexander the Great conquered?

NAME: _____

DATE: _____

Directions: Listen to your teacher's directions about this checklist. Then look at your writing to see if you have ended each sentence with the correct punctuation and started each sentence with a capital letter. Then check to make sure you named a character and included facts from ancient Greece. Your teacher will let you know if there are other things you should look for in your writing.



. ? !

The cat ran.



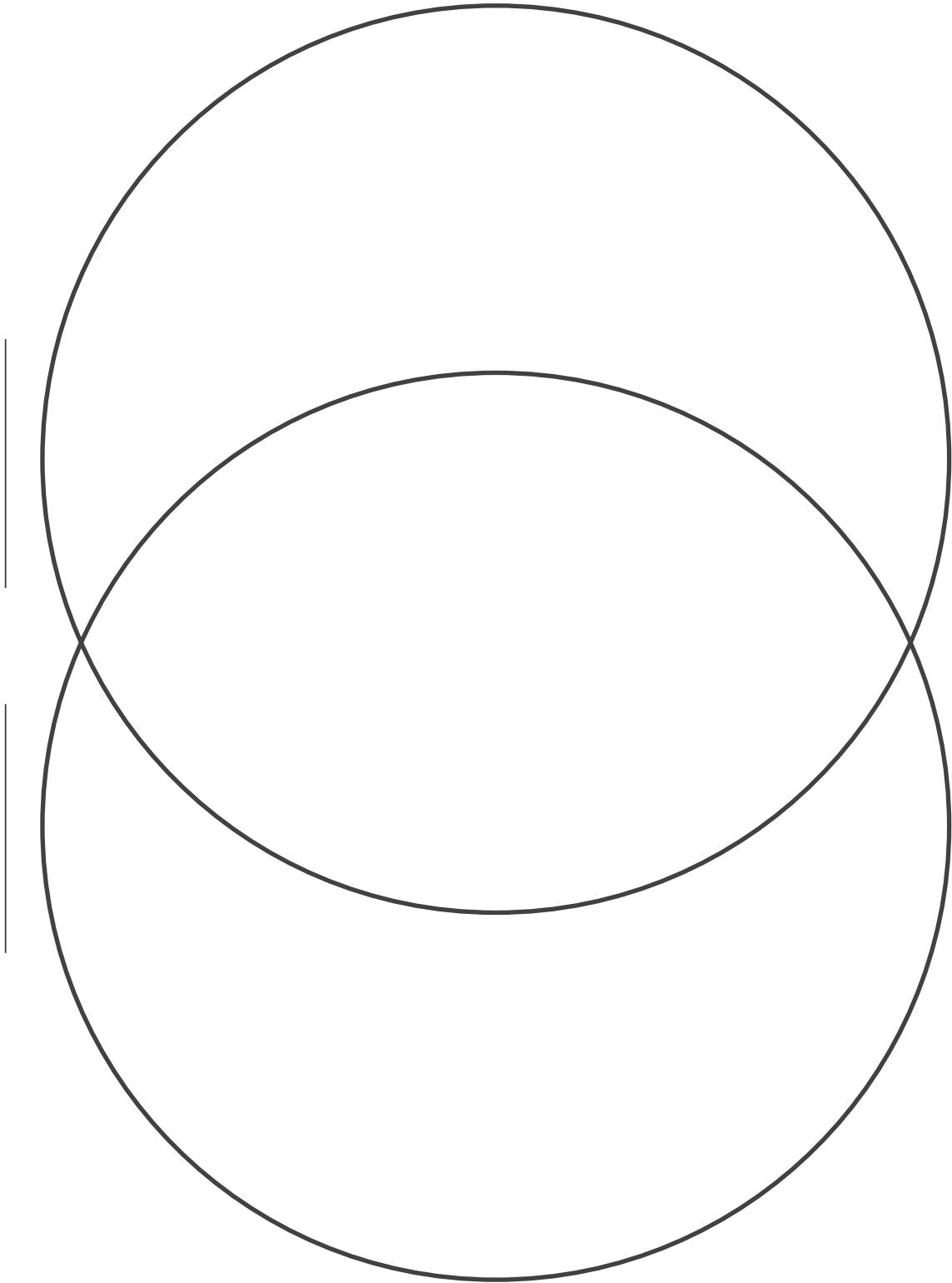
NAME: _____

DATE: _____

DR.1

Activity Page

Directions: Write the two topics you have chosen to compare/contrast on the blanks. Write how the two topics are similar in the overlapping part of the Venn diagram. Write how the topics are different in the circle for each topic.























Knowledge 3

NAME: _____







DA.1

Assessment

DATE: _____

1.		
2.		
3.		
4.		
5.		
6.		
7.		
8.		
9.		
10.		

Directions: Listen to your teacher's instructions.

11.		
12.		
13.		
14.		
15.		

NAME: _____

DA.3

Assessment

DATE: _____

1.



2.



3.



4.



5.



6.



7.



8.



9.



Directions: Listen to your teacher's instructions.

NAME: _____

DA.4

Assessment

DATE: _____

1. Choose one of the Greek gods or goddesses you have learned about, and write/tell me something special about him or her.

Name: _____

Description: _____

2. What is one contribution that the ancient Greeks gave to the rest of the world? Be sure to describe it.

Directions: Listen to your teacher's instructions.

3. If you could meet one of the people you learned about, whom would you choose? Why?

Name: _____

Why? _____

4. How were Sparta and Athens different?

5. What was the most interesting thing you learned about the ancient Greek civilization?

General Manager K-8 ELA and SVP, Product

Alexandra Clarke

Vice President, Elementary Literacy Instruction

Susan Lambert

Editorial

Elizabeth Wade, PhD, Director, Elementary ELA Content

Patricia Erno, Associate Director, Elementary ELA Instruction

Kristen Kirchner, Content Writer

Christina Cox, Copy Editor

Product & Project Management

Ayala Falk, Director, Business and Product Strategy, K-8 ELA

Amber McWilliams, Senior Product Manager

Leslie Johnson, Associate Director, K-8 ELA

Zara Chaudhury, Associate Project Manager

Design and Production

Tory Novikova, Product Design Director

Erin O'Donnell, Product Design Manager

Paige Womack, Product Designer

Contributors

Bill Cheng

Nicole Galuszka

Ken Harney

Molly Hensley

David Herubin

Ian Horst

Sara Hunt

James Mendez-Hodes

Christopher Miller

Sheri Pineault

Diana Projansky

Todd Rawson

Jennifer Skelley

Julia Sverchuk

Elizabeth Thiers

Jeanne Thornton

Amanda Tolentino

Series Editor-in-Chief

E. D. Hirsch Jr.

President

Linda Bevilacqua

Editorial Staff

Mick Anderson
Robin Blackshire
Laura Drummond
Emma Earnst
Lucinda Ewing
Sara Hunt
Rosie McCormick
Cynthia Peng
Liz Pettit
Tonya Ronayne
Deborah Samley
Kate Stephenson
Elizabeth Wafler
James Walsh
Sarah Zelinke

Acknowledgments

These materials are the result of the work, advice, and encouragement of numerous individuals over many years. Some of those singled out here already know the depth of our gratitude; others may be surprised to find themselves thanked publicly for help they gave quietly and generously for the sake of the enterprise alone. To helpers named and unnamed we are deeply grateful.

Contributors to Earlier Versions of These Materials

Susan B. Albaugh, Kazuko Ashizawa, Kim Berrall, Ang Blanchette, Nancy Braier, Maggie Buchanan, Paula Coyner, Kathryn M. Cummings, Michelle De Groot, Michael Donegan, Diana Espinal, Mary E. Forbes, Michael L. Ford, Sue Fulton, Carolyn Gosse, Dorrit Green, Liza Greene, Ted Hirsch, Danielle Knecht, James K. Lee, Matt Leech, Diane Henry Leipzig, Robin Luecke, Martha G. Mack, Liana Mahoney, Isabel McLean, Steve Morrison, Juliane K. Munson, Elizabeth B. Rasmussen, Ellen Sadler, Rachael L. Shaw, Sivan B. Sherman, Diane Auger Smith, Laura Tortorelli, Khara Turnbull, Miriam E. Vidaver, Michelle L. Warner, Catherine S. Whittington, Jeannette A. Williams.

We would like to extend special recognition to Program Directors Matthew Davis and Souzanne Wright, who were instrumental in the early development of this program.

Schools

We are truly grateful to the teachers, students, and administrators of the following schools for their willingness to field-test these materials and for their invaluable advice: Capitol View Elementary, Challenge Foundation Academy (IN), Community Academy Public Charter School, Lake Lure Classical Academy, Lepanto Elementary School, New Holland Core Knowledge Academy, Paramount School of Excellence, Pioneer Challenge Foundation Academy, PS 26R (the Carteret School), PS 30X (Wilton School), PS 50X (Clara Barton School), PS 96Q, PS 102X (Joseph O. Loretan), PS 104Q (the Bays Water), PS 214K (Michael Friedsam), PS 223Q (Lyndon B. Johnson School), PS 308K (Clara Cardwell), PS 333Q (Goldie Maple Academy), Sequoyah Elementary School, South Shore Charter Public School, Spartanburg Charter School, Steed Elementary School, Thomas Jefferson Classical Academy, Three Oaks Elementary, West Manor Elementary.

And a special thanks to the Pilot Coordinators, Anita Henderson, Yasmin Lugo-Hernandez, and Susan Smith, whose suggestions and day-to-day support to teachers using these materials in their classrooms were critical.

Design and Graphics Staff

Kelsie Harman
Liz Loewenstein
Bridget Moriarty
Lauren Pack

Consulting Project Management Services

ScribeConcepts.com

Additional Consulting Services

Erin Kist
Carolyn Pinkerton
Scott Ritchie
Kelina Summers

Knowledge 3

Credits

Every effort has been taken to trace and acknowledge copyrights. The editors tender their apologies for any accidental infringement where copyright has proved untraceable. They would be pleased to insert the appropriate acknowledgment in any subsequent edition of this publication. Trademarks and trade names are shown in this publication for illustrative purposes only and are the property of their respective owners. The references to trademarks and trade names given herein do not affect their validity.

All photographs are used under license from Shutterstock, Inc. unless otherwise noted.

Expert Reviewer

Margaret S. Saha

Writers

Rosie McCormick

Illustrators and Image Sources

PP.1 (soldiers): Jed Henry; PP.1 (Athena): Steve Morrison; PP.1 (forum): Steve Morrison; PP.1 (map): Core Knowledge Staff; 8.1: Jed Henry; 12.2 (map): Core Knowledge Staff; DA.1: Shutterstock; DA.3: Shutterstock

Regarding the Shutterstock items listed above, please note: "No person or entity shall falsely represent, expressly or by way of reasonable implication, that the content herein was created by that person or entity, or any person other than the copyright holder(s) of that content."

ISBN 9781643837079



9 781643 837079