

Kindergarten

Knowledge 1 | Activity Book

Nursey Rhymes and Fables

Editable

Kindergarten

Knowledge 1

Nursery Rhymes and Fables

Editable Activity Book

Notice and Disclaimer: The agency has developed these learning resources as a contingency option for school districts. These are optional resources intended to assist in the delivery of instructional materials in this time of public health crisis. Feedback will be gathered from educators and organizations across the state and will inform the continuous improvement of subsequent units and editions. School districts and charter schools retain the responsibility to educate their students and should consult with their legal counsel regarding compliance with applicable legal and constitutional requirements and prohibitions.

Given the timeline for development, errors are to be expected. If you find an error, please email us at **texashomelearning@tea.texas.gov**.

This work is licensed under a Creative Commons Attribution-NonCommercial-ShareAlike 4.0 International License.

You are free:

to Share—to copy, distribute, and transmit the work

to Remix—to adapt the work

Under the following conditions:

Attribution—You must attribute any adaptations of the work in the following manner:

This work is based on original works of Amplify Education, Inc. (amplify.com) and the Core Knowledge Foundation (coreknowledge.org) made available under a Creative Commons Attribution-NonCommercial-ShareAlike 4.0 International License. This does not in any way imply endorsement by those authors of this work.

Noncommercial—You may not use this work for commercial purposes.

Share Alike—If you alter, transform, or build upon this work, you may distribute the resulting work only under the same or similar license to this one.

With the understanding that:

For any reuse or distribution, you must make clear to others the license terms of this work. The best way to do this is with a link to this web page:

<https://creativecommons.org/licenses/by-nc-sa/4.0/>

© 2020 Amplify Education, Inc.
amplify.com

Trademarks and trade names are shown in this book strictly for illustrative and educational purposes and are the property of their respective owners. References herein should not be regarded as affecting the validity of said trademarks and trade names.

NAME: _____

DATE: _____

Dear Family Member,

Your child will be reading some popular nursery rhymes at school over the next several days. Listening to nursery rhymes and then saying them will help your child develop an awareness of language that will enable them to become a better reader and writer. Your child will listen to and discuss many nursery rhymes, including:

- “Rain, Rain, Go Away”
- “It’s Raining, It’s Pouring”
- “Jack Be Nimble”
- “Little Jack Horner”
- “Jack and Jill”
- “Little Miss Muffet”
- “This Little Pig Went to Market”
- “One, Two, Buckle My Shoe”

I have included a copy of all of the nursery rhymes your child will hear. Below are some suggestions for activities that you may do at home so your child can continue enjoying the nursery rhymes and help remember them.

1. Reciting Nursery Rhymes

Say or sing the nursery rhyme with your child or take turns saying the lines of the rhyme. Think of ways to act out the rhyme or use gestures while saying it.

2. Nursery Rhyme Characters and Events

Talk with your child about the characters and events in the nursery rhymes. Ask questions using the vocabulary of the rhyme such as, “What frightened Miss Muffet?” Also, make personal connections to the rhymes with questions such as, “Do you remember the time that we wanted the rain to go away so we could go to the park?”

3. Illustrating Nursery Rhymes

Have your child draw or paint a picture of one of the nursery rhymes and then tell you about it. Again, ask questions to keep your child talking about the nursery rhyme.

4. Rhyming Words in Nursery Rhymes

Most nursery rhymes have rhyming words. Say a line or two from the nursery rhymes your child has learned about, and ask your child to identify the rhyming words. Next, say the rhyme, but leave out the second rhyming word for your child to say. Finally, ask your child if they can think of other words that rhyme with the ones identified in the nursery rhyme.

5. Read Aloud Each Day

It is very important that you read to your child every day. You may want to look for nonfiction books about topics—such as spiders or stars—mentioned in the nursery rhymes to share with your child.

6. Sayings and Phrases: It's Raining Cats and Dogs

Your child will also learn the well-known saying, “It’s raining cats and dogs.” The next time there is a downpour, will you or your child be the first one to say, “It’s raining cats and dogs?”

Be sure to let your child know how much you enjoy hearing about what they have learned at school.

NAME: _____

DATE: _____

1.1
CONTINUED

Take Home

Knowledge 1

Roses Are Red

Roses are red,
Violets are blue,
Sugar is sweet,
And so are you.

Ring Around the Rosie

Ring around the rosie,
A pocket full of posies;
Ashes, ashes,
We all fall down.

Rain, Rain, Go Away

Rain, rain, go away,
Come again some other day.
Little Johnny wants to play,
Rain, rain, go away.

Jack Be Nimble

Jack be nimble,
Jack be quick,
Jack jump over
The candlestick.

Little Jack Horner

Little Jack Horner
Sat in a corner,
Eating his Christmas pie;
He put in his thumb,
And pulled out a plum,
And said, "What a good boy am I!"

Jack and Jill

Jack and Jill went up the hill
To fetch a pail of water;
Jack fell down and broke his crown,
And Jill came tumbling after.

Little Miss Muffet

Little Miss Muffet
Sat on a tuffet,
Eating her curds and whey;
Along came a spider,
Who sat down beside her
And frightened Miss Muffet away.

This Little Pig Went to Market

This little pig went to market,
This little pig stayed home;
This little pig had roast beef,
This little pig had none,
And this little pig cried,
“Wee-wee-wee,” all the way home.

One, Two, Buckle My Shoe

One, two,
Buckle my shoe;
Three, four,
Shut the door;
Five, six,
Pick up sticks;
Seven, eight,
Lay them straight;
Nine, ten,
A big fat hen.

Star Light, Star Bright

Star light, star bright,
First star I see tonight,
I wish I may, I wish I might,
Have the wish I wish tonight.

Twinkle, Twinkle, Little Star

by Jane Taylor

Twinkle, twinkle, little star,
How I wonder what you are.
Up above the world so high,
Like a diamond in the sky.
Twinkle, twinkle, little star,
How I wonder what you are!

Hickory, Dickory, Dock

Hickory, dickory, dock,
The mouse ran up the clock.
The clock struck one,
The mouse ran down,
Hickory, dickory, dock.

Diddle, Diddle, Dumpling

Diddle, diddle, dumpling, my son John,
Went to bed with his stockings on;
One shoe off, and one shoe on,
Diddle, diddle, dumpling, my son John.

NAME: _____

DATE: _____

1.1
CONTINUED

Take Home

Knowledge 1

Little Bo Peep

Little Bo Peep has lost her sheep,
And can't tell where to find them;
Leave them alone, and they'll come home,
Wagging their tails behind them.

Little Boy Blue

Little Boy Blue,
Come blow your horn,
The sheep's in the meadow,
The cow's in the corn;
But where is the boy
Who looks after the sheep?
He's under a haystack,
Fast asleep.

Baa, Baa, Black Sheep

Baa, baa, black sheep,
Have you any wool?
Yes, sir, yes, sir,
Three bags full.
One for the master,
And one for the dame,
And one for the little boy
Who lives down the lane.

Humpty Dumpty

Humpty Dumpty
sat on a wall,
Humpty Dumpty had
a great fall.
All the king's horses,
And all the king's men,
Couldn't put Humpty
together again.

NAME: _____

DATE: _____

Recording Sheet for Recitation of Nursery Rhymes Assessment

Note: You will want to find a time for each student to choose one or more nursery rhymes to recite for you or the class. Use this recording sheet to document this assessment.

Student's Name _____

Date _____

Title of Nursery Rhyme _____

Scoring:

10 Recited entire nursery rhyme correctly

5 Recited some lines of the nursery rhyme correctly

1 Was not able to recite any lines of the nursery rhyme correctly

Comments _____

NAME: _____

DATE: _____

Dear Family Member,

I hope that you and your child have been having fun with nursery rhymes at home. At school, your child has become familiar with these additional rhymes:

- “Star Light, Star Bright”
- “Twinkle, Twinkle, Little Star”
- “Hickory, Dickory, Dock”
- “Diddle, Diddle, Dumpling”
- “Little Bo Peep”
- “Little Boy Blue”
- “Baa, Baa, Black Sheep”
- “Humpty Dumpty”

Continue to use the activities that were suggested in the previous family letter for discussing, illustrating, and reciting the nursery rhymes.

Today, your child listened to the well-known fable “The Lion and the Mouse,” and learned that fables are short stories that teach a lesson, which is also called the moral of the story. The students will also become familiar with the fables “The Dog and His Reflection,” and “The Hare and the Tortoise.” They will learn that many fables have animal characters that act like people.

Below are some suggestions for activities that you may do at home for your child to continue enjoying the fables heard at school.

1. Characters and Events in Fables

Talk with your child about the characters and events in the fables. Make personal connections to the fables with questions such as, “Has a little friend ever been a great friend to you?”

2. Illustrating Fables

Have your child draw or paint a picture of one of the fables and then tell you about it. Ask questions to keep your child talking about the fable. Consider creating a three-part picture that shows the beginning, middle, and end of the fable.

3. Different Versions of Fables

Tell or read your child different versions of a fable. Compare the similarities and differences.

4. Words to Use

Below is a list of some of the words your child will be using and learning. Try to use these words as they come up in everyday speech with your child.

- *wish*—I like to wish upon a star when it is nighttime.
- *wagging*—Our dogs are wagging their tails because they are happy to see us.
- *wool*—My wool blanket keeps me warm.
- *reflection*—I can see my reflection in the mirror.

5. Read Aloud Each Day

It is very important that you read to your child every day. Remember to let your child know how much you enjoy hearing about what they have learned at school.

NAME: _____

DATE: _____

Directions: These three pictures show events from "The Dog and His Reflection." Think about what is happening in each one. Identify the pictures in order to show the beginning, middle, and end of the fable. Write the correct order using 1, 2 or 3 in the boxes given in front of each picture.



NAME: _____

DA.1

Assessment

DATE: _____

Directions: Listen to your teacher's instructions and write yes or no in each box.

1.



2.



3.



4.



5.



6.



7.



8.



9.



10.





















NAME: _____

DA.2

Assessment

DATE: _____

Directions: Identify the picture that answers the question about the nursery rhyme or fable. Write the correct answer in the box given at the end of each row.

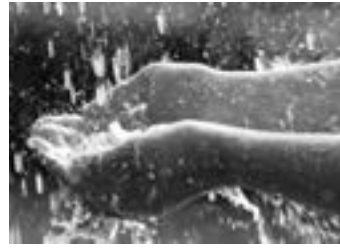
	A	B	C
1.			
2.			
3.			
4.			
5.			
6.			

A

B

C

7.



8.



9.



10.



NAME: _____

DA.3

Assessment

DATE: _____

Knowledge 1

1.



2.



3.



4.



5.



6.



7.



8.



Directions: Listen to your teacher's instructions.

General Manager K-8 Humanities and SVP, Product

Alexandra Clarke

Chief Academic Officer, Elementary Humanities

Susan Lambert

Content and Editorial

Elizabeth Wade, PhD, Director,
Elementary Language Arts Content

Patricia Erno, Associate Director, Elementary ELA Instruction

Maria Martinez, Associate Director, Spanish Language Arts

Baria Jennings, EdD, Senior Content Developer

Christina Cox, Managing Editor

Product and Project Management

Ayala Falk, Director, Business and Product Strategy,
K-8 Language Arts

Amber McWilliams, Senior Product Manager

Elisabeth Hartman, Associate Product Manager

Catherine Alexander, Senior Project Manager, Spanish Language Arts

LaShon Ormond, SVP, Strategic Initiatives

Leslie Johnson, Associate Director, K-8 Language Arts

Thea Aguiar, Director of Strategic Projects, K-5 Language Arts

Zara Chaudhury, Project Manager, K-8 Language Arts

Design and Production

Tory Novikova, Product Design Director

Erin O'Donnell, Product Design Manager

Other Contributors

Patricia Beam, Bill Cheng, Ken Harney, Molly Hensley, David Herubin, Sara Hunt, Kristen Kirchner, James Mendez-Hodes, Christopher Miller, Diana Projansky, Todd Rawson, Jennifer Skelley, Julia Sverchuk, Elizabeth Thiers, Amanda Tolentino, Paige Womack

Texas Contributors

Content and Editorial

Sarah Cloos

Laia Cortes

Jayana Desai

Angela Donnelly

Claire Dorfman

Ana Mercedes Falcón

Rebecca Figueroa

Nick García

Sandra de Gennaro

Patricia Infanzón-
Rodríguez

Seamus Kirst

Michelle Koral

Sean McBride

Jacqueline Ovalle

Sofía Pereson

Lilia Perez

Sheri Pineault

Megan Reasor

Marisol Rodriguez

Jessica Roodvoets

Lyna Ward

Product and Project Management

Stephanie Koleda

Tamara Morris

Art, Design, and Production

Nanyamka Anderson

Raghav Arumugan

Dani Aviles

Olioli Buika

Sherry Choi

Stuart Dalgo

Edel Ferri

Pedro Ferreira

Nicole Galuszka

Parker-Nia Gordon

Isabel Hetrick

Ian Horst

Ashna Kapadia

Jagriti Khirwar

Julie Kim

Lisa McGarry

Emily Mendoza

Marguerite Oerlemans

Lucas De Oliveira

Tara Pajouhesh

Jackie Pierson

Dominique Ramsey

Darby Raymond-
Overstreet

Max Reinhardsen

Mia Saine

Nicole Stahl

Flore Thevoux

Jeanne Thornton

Amy Xu

Jules Zuckerberg



Amplify.
TEXAS

ELEMENTARY LITERACY PROGRAM
LECTOESCRITURA EN ESPAÑOL

Series Editor-in-Chief

E. D. Hirsch Jr.

President

Linda Bevilacqua

Editorial Staff

Mick Anderson
Robin Blackshire
Laura Drummond
Emma Earnst
Lucinda Ewing
Sara Hunt
Rosie McCormick
Cynthia Peng
Liz Pettit
Tonya Ronayne
Deborah Samley
Kate Stephenson
Elizabeth Wafler
James Walsh
Sarah Zelinke

Design and Graphics Staff

Kelsie Harman
Liz Loewenstein
Bridget Moriarty
Lauren Pack

Consulting Project Management Services

ScribeConcepts.com

Additional Consulting Services

Erin Kist
Carolyn Pinkerton
Scott Ritchie
Kelina Summers

Acknowledgments

These materials are the result of the work, advice, and encouragement of numerous individuals over many years. Some of those singled out here already know the depth of our gratitude; others may be surprised to find themselves thanked publicly for help they gave quietly and generously for the sake of the enterprise alone. To helpers named and unnamed we are deeply grateful.

Contributors to Earlier Versions of These Materials

Susan B. Albaugh, Kazuko Ashizawa, Kim Berrall, Ang Blanchette, Nancy Braier, Maggie Buchanan, Paula Coyner, Kathryn M. Cummings, Michelle De Groot, Michael Donegan, Diana Espinal, Mary E. Forbes, Michael L. Ford, Sue Fulton, Carolyn Gosse, Dorrit Green, Liza Greene, Ted Hirsch, Danielle Knecht, James K. Lee, Matt Leech, Diane Henry Leipzig, Robin Luecke, Martha G. Mack, Liana Mahoney, Isabel McLean, Steve Morrison, Juliane K. Munson, Elizabeth B. Rasmussen, Ellen Sadler, Rachael L. Shaw, Sivan B. Sherman, Diane Auger Smith, Laura Tortorelli, Khara Turnbull, Miriam E. Vidaver, Michelle L. Warner, Catherine S. Whittington, Jeannette A. Williams.

We would like to extend special recognition to Program Directors Matthew Davis and Souzanne Wright, who were instrumental in the early development of this program.

Schools

We are truly grateful to the teachers, students, and administrators of the following schools for their willingness to field-test these materials and for their invaluable advice: Capitol View Elementary, Challenge Foundation Academy (IN), Community Academy Public Charter School, Lake Lure Classical Academy, Lepanto Elementary School, New Holland Core Knowledge Academy, Paramount School of Excellence, Pioneer Challenge Foundation Academy, PS 26R (the Carteret School), PS 30X (Wilton School), PS 50X (Clara Barton School), PS 96Q, PS 102X (Joseph O. Loretan), PS 104Q (the Bays Water), PS 214K (Michael Friedsam), PS 223Q (Lyndon B. Johnson School), PS 308K (Clara Cardwell), PS 333Q (Goldie Maple Academy), Sequoyah Elementary School, South Shore Charter Public School, Spartanburg Charter School, Steed Elementary School, Thomas Jefferson Classical Academy, Three Oaks Elementary, West Manor Elementary.

And a special thanks to the Pilot Coordinators, Anita Henderson, Yasmin Lugo-Hernandez, and Susan Smith, whose suggestions and day-to-day support to teachers using these materials in their classrooms were critical.

Knowledge 1

Credits

Every effort has been taken to trace and acknowledge copyrights. The editors tender their apologies for any accidental infringement where copyright has proved untraceable. They would be pleased to insert the appropriate acknowledgment in any subsequent edition of this publication. Trademarks and trade names are shown in this publication for illustrative purposes only and are the property of their respective owners. The references to trademarks and trade names given herein do not affect their validity.

All photographs are used under license from Shutterstock, Inc. unless otherwise noted.

Illustrators and Image Sources

Cover: Amplify Learning, Inc.; 11.1: Steve Morrison; DA.1: Shutterstock; DA.2: Shutterstock; DA.2 (clock tower): Dustin Mackay; DA.2 (bone): Steve Morrison; DA.2 (hill): Gail McIntosh; DA.3: Shutterstock

Regarding the Shutterstock items listed above, please note: "No person or entity shall falsely represent, expressly or by way of reasonable implication, that the content herein was created by that person or entity, or any person other than the copyright holder(s) of that content."



Kindergarten 1 | Knowledge 1 | Editable Activity Book
Nursey Rhymes and Fables

ISBN 9781643837901



9 781643 837901