



Amplify.

TEXAS

ELEMENTARY LITERACY PROGRAM

Grade 2

KNOWLEDGE 4

ACTIVITY BOOK

Grade 2

Knowledge 4

Activity Book

Notice and Disclaimer: The agency has developed these learning resources as a contingency option for school districts. These are optional resources intended to assist in the delivery of instructional materials in this time of public health crisis. Feedback will be gathered from educators and organizations across the state and will inform the continuous improvement of subsequent units and editions. School districts and charter schools retain the responsibility to educate their students and should consult with their legal counsel regarding compliance with applicable legal and constitutional requirements and prohibitions.

Given the timeline for development, errors are to be expected. If you find an error, please email us at **texashomelearning@tea.texas.gov**.

ISBN 978-1-64383-707-9

This work is licensed under a Creative Commons Attribution-NonCommercial-ShareAlike 4.0 International License.

You are free:

to Share—to copy, distribute, and transmit the work

to Remix—to adapt the work

Under the following conditions:

Attribution—You must attribute any adaptations of the work in the following manner:

This work is based on original works of Amplify Education, Inc. (amplify.com) and the Core Knowledge Foundation (coreknowledge.org) made available under a Creative Commons Attribution-NonCommercial-ShareAlike 4.0 International License. This does not in any way imply endorsement by those authors of this work.

Noncommercial—You may not use this work for commercial purposes.

Share Alike—If you alter, transform, or build upon this work, you may distribute the resulting work only under the same or similar license to this one.

With the understanding that:

For any reuse or distribution, you must make clear to others the license terms of this work. The best way to do this is with a link to this web page:

<https://creativecommons.org/licenses/by-nc-sa/4.0/>

© 2020 Amplify Education, Inc.
amplify.com

Trademarks and trade names are shown in this book strictly for illustrative and educational purposes and are the property of their respective owners. References herein should not be regarded as affecting the validity of said trademarks and trade names.

Printed in Mexico
01 Pilot 2020

Knowledge 4

Greek Myths:
Gods and Goddesses

NAME: _____

1.1

DATE: _____

Title: _____



Directions: Use this Activity Page for your writing. Remember to write complete sentences that begin with a capital letter and end with the correct punctuation.

NAME: _____

DATE: _____

Dear Family Member,

Today, your child heard a read-aloud about the twelve Greek gods and goddesses that the ancient Greeks believed lived on Mount Olympus. Over the next several days, your child will review that the ancient Greeks worshipped many gods and goddesses, and that the twelve on Mount Olympus were thought to be the most powerful. S/he will learn the definition of a myth (a fictional story, once thought to be true), and that myths try to explain occurrences in nature, teach moral stories, and entertain listeners. Your child will hear several well-known Greek myths including “Prometheus and Pandora,” “Demeter and Persephone,” and “Arachne the Weaver.”

Below are some suggestions for activities that you may do at home to reinforce what your child is learning about Greek myths.

1. The Twelve Gods of Mount Olympus

Have your child share which twelve gods and goddesses the ancient Greeks thought lived on Mount Olympus and what these gods and goddesses were in charge of. (*Zeus, Poseidon, Demeter, Hera, Hephaestus, Aphrodite, Athena, Ares, Apollo, Artemis, Hermes, Dionysus*) As your child shares what they know about these twelve Greek gods and goddesses, share with them what you know, including any Greek gods and goddesses that they have not heard about.

2. Sayings and Phrases: Cold Feet

Your child will learn the saying “cold feet” in relation to the Greek myth of Daedalus and Icarus. Before Daedalus and his son Icarus use their wax wings to try to escape from the prison tower, Daedalus hesitates with sudden fear. Talk with your child about other situations where one might use the saying “cold feet.”

3. Words to Use

Below is a list of some of the words that your child will be learning about and using. Try to use these words as they come up in everyday speech with your child.

- *myths*—Many ancient peoples told myths, fictional stories thought to be true at the time. Myths often tried to explain events in nature, or taught a lesson. Greek myths often have characters who are gods or goddesses, humans, and/or creatures.
- *mortal*—All humans are mortal, which means that they are born and later die.

- *immortal*—Greek gods and goddesses were believed to be immortal, which means they never die.

4. Read-Aloud Each Day

It is very important that you read to your child each day. The local library has many books on Greek myths and the ancient Greek civilization. Here is a list of books and other resources relevant to this topic.

NAME: _____

DATE: _____

Directions: These five pictures show events from the myth "Prometheus and Pandora." Cut out the five pictures and glue them in the correct order on a piece of paper.



NAME: _____

DATE: _____

2.2

Title: _____

Directions: Use this worksheet for your writing and drawing. Remember to write complete sentences that begin with a capital letter and end with the correct punctuation.

NAME: _____

DATE: _____

Title: _____



Directions: Use this worksheet for your writing and drawing. Remember to write complete sentences that begin with a capital letter and end with the correct punctuation.

NAME: _____

5.1

DATE: _____

First

Then



Directions: Listen to each pair of sentences as your teacher reads them. Write First on the blank before the sentence that happened first in the story, and write Then on the blank before the sentence that happens second in the story.

1. _____, Theseus defeats the Minotaur.

_____ , Theseus volunteers to enter the labyrinth.

2. _____, Theseus forgets to change the sails from black to white.

_____ , King Aegeus falls into the sea.

3. _____, Theseus ties the gold thread around his body.

_____ , King Minos's son dies in Athens.

4. _____, Daedalus creates the labyrinth.

_____ , Princess Ariadne asks Daedalus how to help Theseus escape from the labyrinth.


NAME: _____

DATE: _____

6.1

Activity Page

Character: _____



Directions: Use this worksheet for your writing and drawing. Remember to write complete sentences that begin with a capital letter and end with the correct punctuation.

Knowledge 4

NAME: _____

DATE: _____

Title: _____

Directions: Write a summary of the events in "Daedalus and Icarus." Use the pictures to help you remember the story.



NAME: _____

DATE: _____

Directions: These five pictures show events from the myth "Demeter and Persephone." Cut out the five pictures. Think about what is happening in each one. Put the pictures in order to show the sequence of events in the myth. Glue them in the correct order on a piece of paper.



NAME: _____

DATE: _____

Directions: Think about what you have heard in the read-aloud, and then fill in the chart using words or sentences.

Somebody	
Wanted	
But	
So	
Then	

NAME: _____

DATE: _____

Title: _____

Directions: Use this worksheet for your writing and drawing. Remember to write complete sentences that begin with a capital letter and end with the correct punctuation.

NAME: _____

DATE: _____

7.2

Title _____

Character(s)



Setting(s)



Plot

Beginning

Middle

End

Directions: Use this story map to describe the characters, settings, and plot of the story.

NAME: _____

DATE: _____

Dear Family Member,

Today, your child heard a read-aloud about the most famous hero in Greek mythology, Hercules. Over the next several days your child will hear more about the twelve labors of Hercules, specifically his fight with the Nemean lion and his search for the golden apples of the Hesperides. Your child will also hear about the riddle of the Sphinx and the story of Atalanta, a swift-footed huntress who refused to marry.

Below are some suggestions for activities that you may do at home to reinforce what your child is learning about Greek myths over the next several days.

1. Hercules

Have your child share with you what s/he has learned about Hercules. You may wish to search at the library or online for text or more details about Hercules' other labors to share with your child.

2. The Riddle of the Sphinx

Talk with your child about the riddle of the Sphinx, a winged, mythical creature with the body of a lion and the face of a woman. Have your child tell you the riddle and share the answer with you after you have guessed. If you know of any other riddles, share them with your child, or brainstorm with your child to create new riddles about the Greek myths s/he has heard.

3. Atalanta

Ask your child to tell you about Atalanta, the swift-footed huntress. Discuss with your child how the goddess Aphrodite helped one of Atalanta's suitors trick her, sharing that the Greek gods and goddesses were believed to have often interfered in the lives of mortals. Share with your child other myths you may know of where the Greek gods or goddesses interfered in the lives of others.

4. Words to Use

Here is a list of some of the words that your child will be learning about and using. Try to use these words as they come up in everyday speech with your child.

- *labors*—Hercules had to complete twelve difficult labors or tasks.
- *reputation*—Hercules cleared his reputation, or the people’s opinion of him, as ill-tempered after he completed those twelve labors.
- *posed*—The Sphinx posed her difficult riddle to any traveler who walked the road to Thebes.
- *resist*—Atalanta was unable to resist the golden apples.

5. Read Aloud Each Day

It is very important that you read to your child each day. Your local library should have books and other resources related to Greek myths and the ancient Greek civilization.

NAME: _____

DATE: _____

8.2

Directions: Use this worksheet to write your myth. Fill in the blanks with the information you have chosen to include in your myth. On the back of this paper, draw a picture of a scene from your myth.

(Myth Title)

Written and Illustrated by _____

Long ago there was _____

_____ who lived _____

One day, _____

Then (character name) _____

After that _____

And that is why/how _____

NAME: _____

DATE: _____

9.1


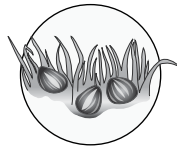
Directions: Listen to your teacher's directions about this checklist. Then look at your writing to see if you have ended each sentence with the correct punctuation, started each sentence with a capital letter, included a character with a name, and included a beginning, middle, and end. Your teacher will let you know if there are other things you should look for in your writing.



. ? !

T he cat ran.

























NAME: _____


DA.1

Assessment

DATE: _____

1.		
2.		
3.		
4.		
5.		
6.		
7.		
8.		
9.		
10.		

Directions: Listen to your teacher's instructions.

- | | | |
|-----|--|--|
| 11. |  |  |
| 12. |  |  |
| 13. |  |  |
| 14. |  |  |
| 15. |  |  |

NAME: _____

DA.2

Assessment

DATE: _____

1.



2.



3.



4.



5.



6.



7.



8.



Directions: Listen to your teacher's instructions.

NAME: _____

DA.3

Assessment

DATE: _____

Directions: Listen as your teacher reads each sentence. Think about the answer. Write words, phrases, or sentences that come to mind when you hear the question.

1. Who was the most interesting character you heard about in the Greek myths? Why?

2. Name and describe one nonhuman creature you heard about in these Greek myths.

3. Tell about the supernatural powers of one of the characters you heard about in the Greek myths.

General Manager K-8 ELA and SVP, Product

Alexandra Clarke

Vice President, Elementary Literacy Instruction

Susan Lambert

Editorial

Elizabeth Wade, PhD, Director, Elementary ELA Content

Patricia Erno, Associate Director, Elementary ELA Instruction

Kristen Kirchner, Content Writer

Christina Cox, Copy Editor

Product & Project Management

Ayala Falk, Director, Business and Product Strategy, K-8 ELA

Amber McWilliams, Senior Product Manager

Leslie Johnson, Associate Director, K-8 ELA

Zara Chaudhury, Associate Project Manager

Design and Production

Tory Novikova, Product Design Director

Erin O'Donnell, Product Design Manager

Paige Womack, Product Designer

Contributors

Bill Cheng

Nicole Galuszka

Ken Harney

Molly Hensley

David Herubin

Ian Horst

Sara Hunt

James Mendez-Hodes

Christopher Miller

Sheri Pineault

Diana Projansky

Todd Rawson

Jennifer Skelley

Julia Sverchuk

Elizabeth Thiers

Jeanne Thornton

Amanda Tolentino

Series Editor-in-Chief

E. D. Hirsch Jr.

President

Linda Bevilacqua

Editorial Staff

Mick Anderson
Robin Blackshire
Laura Drummond
Emma Earnst
Lucinda Ewing
Sara Hunt
Rosie McCormick
Cynthia Peng
Liz Pettit
Tonya Ronayne
Deborah Samley
Kate Stephenson
Elizabeth Wafler
James Walsh
Sarah Zelinke

Acknowledgments

These materials are the result of the work, advice, and encouragement of numerous individuals over many years. Some of those singled out here already know the depth of our gratitude; others may be surprised to find themselves thanked publicly for help they gave quietly and generously for the sake of the enterprise alone. To helpers named and unnamed we are deeply grateful.

Contributors to Earlier Versions of These Materials

Susan B. Albaugh, Kazuko Ashizawa, Kim Berrall, Ang Blanchette, Nancy Braier, Maggie Buchanan, Paula Coyner, Kathryn M. Cummings, Michelle De Groot, Michael Donegan, Diana Espinal, Mary E. Forbes, Michael L. Ford, Sue Fulton, Carolyn Gosse, Dorrit Green, Liza Greene, Ted Hirsch, Danielle Knecht, James K. Lee, Matt Leech, Diane Henry Leipzig, Robin Luecke, Martha G. Mack, Liana Mahoney, Isabel McLean, Steve Morrison, Juliane K. Munson, Elizabeth B. Rasmussen, Ellen Sadler, Rachael L. Shaw, Sivan B. Sherman, Diane Auger Smith, Laura Tortorelli, Khara Turnbull, Miriam E. Vidaver, Michelle L. Warner, Catherine S. Whittington, Jeannette A. Williams.

We would like to extend special recognition to Program Directors Matthew Davis and Souzanne Wright, who were instrumental in the early development of this program.

Schools

We are truly grateful to the teachers, students, and administrators of the following schools for their willingness to field-test these materials and for their invaluable advice: Capitol View Elementary, Challenge Foundation Academy (IN), Community Academy Public Charter School, Lake Lure Classical Academy, Lepanto Elementary School, New Holland Core Knowledge Academy, Paramount School of Excellence, Pioneer Challenge Foundation Academy, PS 26R (the Carteret School), PS 30X (Wilton School), PS 50X (Clara Barton School), PS 96Q, PS 102X (Joseph O. Loretan), PS 104Q (the Bays Water), PS 214K (Michael Friedsam), PS 223Q (Lyndon B. Johnson School), PS 308K (Clara Cardwell), PS 333Q (Goldie Maple Academy), Sequoyah Elementary School, South Shore Charter Public School, Spartanburg Charter School, Steed Elementary School, Thomas Jefferson Classical Academy, Three Oaks Elementary, West Manor Elementary.

And a special thanks to the Pilot Coordinators, Anita Henderson, Yasmin Lugo-Hernandez, and Susan Smith, whose suggestions and day-to-day support to teachers using these materials in their classrooms were critical.

Design and Graphics Staff

Kelsie Harman
Liz Loewenstein
Bridget Moriarty
Lauren Pack

Consulting Project Management Services

ScribeConcepts.com

Additional Consulting Services

Erin Kist
Carolyn Pinkerton
Scott Ritchie
Kelina Summers

Knowledge 4

Credits

Every effort has been taken to trace and acknowledge copyrights. The editors tender their apologies for any accidental infringement where copyright has proved untraceable. They would be pleased to insert the appropriate acknowledgment in any subsequent edition of this publication. Trademarks and trade names are shown in this publication for illustrative purposes only and are the property of their respective owners. The references to trademarks and trade names given herein do not affect their validity.

All photographs are used under license from Shutterstock, Inc. unless otherwise noted.

Expert Reviewer

William S. Greenwalt

Writers

James Weiss, Core Knowledge Staff

Illustrators and Image Sources

1.1: Kristin Kwan; 2.1: Jake Wyatt; 6.2: Meghan Kinder; PP.1: Jake Wyatt; 7.2: Shutterstock; 9.1: Core Knowledge Staff; DA.1: Shutterstock; DA.2: Shutterstock

Regarding the Shutterstock items listed above, please note: "No person or entity shall falsely represent, expressly or by way of reasonable implication, that the content herein was created by that person or entity, or any person other than the copyright holder(s) of that content."

ISBN 9781643837079



9 781643 837079