



Amplify.

TEXAS

ELEMENTARY LITERACY PROGRAM

Grade 2

KNOWLEDGE 2

Early Asian Civilizations

ACTIVITY BOOK

Grade 2

Knowledge 2

Activity Book

Notice and Disclaimer: The agency has developed these learning resources as a contingency option for school districts. These are optional resources intended to assist in the delivery of instructional materials in this time of public health crisis. Feedback will be gathered from educators and organizations across the state and will inform the continuous improvement of subsequent units and editions. School districts and charter schools retain the responsibility to educate their students and should consult with their legal counsel regarding compliance with applicable legal and constitutional requirements and prohibitions.

Given the timeline for development, errors are to be expected. If you find an error, please email us at **texashomelearning@tea.texas.gov**.

ISBN 978-1-64383-707-9

This work is licensed under a Creative Commons Attribution-NonCommercial-ShareAlike 4.0 International License.

You are free:

to Share—to copy, distribute, and transmit the work

to Remix—to adapt the work

Under the following conditions:

Attribution—You must attribute any adaptations of the work in the following manner:

This work is based on original works of Amplify Education, Inc. (amplify.com) and the Core Knowledge Foundation (coreknowledge.org) made available under a Creative Commons Attribution-NonCommercial-ShareAlike 4.0 International License. This does not in any way imply endorsement by those authors of this work.

Noncommercial—You may not use this work for commercial purposes.

Share Alike—If you alter, transform, or build upon this work, you may distribute the resulting work only under the same or similar license to this one.

With the understanding that:

For any reuse or distribution, you must make clear to others the license terms of this work. The best way to do this is with a link to this web page:

<https://creativecommons.org/licenses/by-nc-sa/4.0/>

© 2020 Amplify Education, Inc.
amplify.com

Trademarks and trade names are shown in this book strictly for illustrative and educational purposes and are the property of their respective owners. References herein should not be regarded as affecting the validity of said trademarks and trade names.

Printed in Mexico
01 Pilot 2020

Knowledge 2

Early Asian Civilizations

NAME: _____

DATE: _____

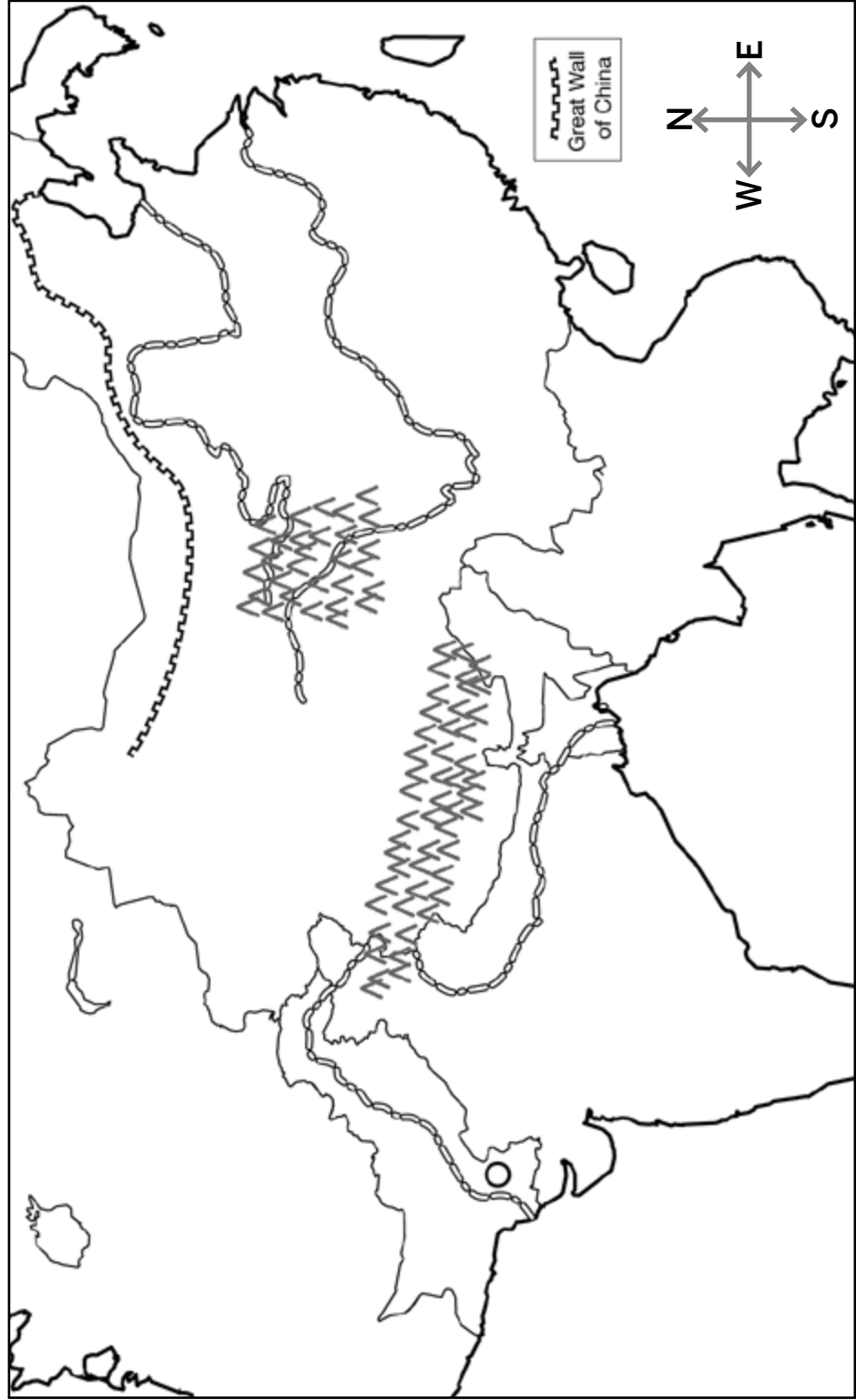
1.1

Directions: Lesson 1: Label the continent of Asia on the title line above the map. Color in brown the border around the area formed by the present-day countries of India and Pakistan; label this area "ancient India." Color in brown the triangle or arrow shapes showing the mountains in ancient India; label these mountains "Himalayas." Label and color the Indus River in blue. Color the dot that represents the city of Mohenjo-daro next to the Indus River in red.

Lesson 3: Label and color the Ganges River in blue.

Lesson 8: Color in brown the border of China; label this area "China." Color in brown the caret marks showing the mountains in China; label these mountains "Bayankala Mountains." Label and color the Yellow River in yellow and the Yangtze River in blue. Add several dots in red around these rivers to represent cities that formed.

Title _____



NAME: _____

DATE: _____

Write About It: The Indus River Valley



Knowledge 2

NAME: _____

DATE: _____

Dear Family Member,

Today, your child heard a read-aloud about the Indus River and the civilization that began in a nearby valley. Over the next several days, your child will learn more about life in early Asia, specifically ancient India. Your child will hear more about the Indus River Valley civilization as well as the civilization that began around the Ganges River. S/he will learn about some key features of civilizations, hear some folktales from early India, and will also learn about Hinduism and Buddhism, two religions that began in early India.

Our language arts program introduces students at various grade levels to the major world religions as part of their study of world history. The intent is to provide the vocabulary and context for understanding the many ways that the world religions have influenced ideas and events in history. The program's inclusion of world religions within the teaching of world history is comprehensive and balanced over the course of the elementary grades, presenting historical knowledge from around the world from ancient times to the present. It is important to understand that the religions your child will hear about in this domain—Hinduism and Buddhism—are not being singled out or presented in any way that suggests the merits or correctness of specific religious beliefs.

The read-alouds focus on teaching students very basic similarities and differences among religions, and fostering an understanding and respect for those similarities and differences. The historical events and ideas leading to the development of each religion are presented in a balanced and respectful manner. If students have questions about the truth or “rightness” of any beliefs or religions, we will encourage them to discuss their questions with you at home, by saying, “People of different faiths believe different things to be true. These are questions you may want to talk about with your family and the adults at home.”

Please let us know if you have any questions.

Below are some suggestions for activities that you may do at home to reinforce what your child will learn about early Indian civilizations over the next few days.

1. Using a Map

Have your child locate the subcontinent of India on a world map. Remind your child that during the time period that we will call ancient India, present-day India and Pakistan were one country. Have your child tell you about the two mighty rivers in India and Pakistan, the Indus and the Ganges, and their significance to the beginning of early Indian civilization. Have your child describe how the rivers flooded and what the floodwaters left behind when they receded.

2. Hinduism

Talk with your child about this religion, the third-largest in the world. Have your child share with you some of the basic facts s/he has learned about Hinduism: Hindus worship many gods and goddesses; the three most important are Brahma, Vishnu, and Shiva; the Ganges River is sacred to Hindus; Hindus celebrate a festival called Diwali.

3. Buddhism

Talk with your child about this religion, the fourth-largest in the world. Have your child share with you some of the basic facts s/he has learned about Buddhism: Buddhism was started by Siddhartha Gautama, known by his followers as “the Buddha”; it is said that the Buddha achieved enlightenment and understood how to end suffering; Buddhists believe that suffering and unhappiness end when desires end.

4. Words to Use

Below is a list of some of the words that your child will be learning about and using. Try to use these words as they come up in everyday speech with your child.

- *fertile*—The land around the Indus River is very fertile with nutrient-rich soil.
- *cultivate*—The rich soil in the Indus River Valley makes it easier for farmers to cultivate crops.
- *recede*—The people who live near the Indus River are happy when the flood waters recede.
- *custom*—It is the Hindu custom to light lamps and candles each year during Diwali, the Festival of Lights.
- *conquer*—The Buddha meditated for forty-eight days, thinking of a way to conquer suffering and end unhappiness.

5. Read-Aloud Each Day

It is very important that you read to your child each day. The local library has many books on early Asian civilizations, such as India and China.

Be sure to let your child know how much you enjoy hearing about what s/he has learned at school.

NAME: _____

DATE: _____

2.1

Activity Page

Early Indian Civilization

Cities

Jobs

Leaders

Writing

Religion

Knowledge 2

NAME: _____

DATE: _____



NAME: _____

DATE: _____

3.1

Directions: Read the headers at the top and the characteristics in the left-hand column. Fill in the empty columns and rows as you learn more about Hinduism and Buddhism.

Characteristics	Hinduism	Buddhism
Number of gods		
Name of followers		
Name of holy text(s)		
Holy place		
Important figure(s)		
Interesting fact		

NAME: _____

DATE: _____

4.1



NAME: _____

DATE: _____

5.1

Describe an Elephant





Knowledge 2

NAME: _____

DATE: _____

7.1

	 <p>Ganesh</p> <p>Brahma</p> <p>Vishnu</p> <p>Shiva</p>	
1.		
2.		
3.		
4.		
5.		

NAME: _____

DATE: _____

PP.1

Assessment

Directions: Cut and paste images related to early Indian civilization from Activity Page PP.2 onto the correct row in the first column. Then write a phrase or sentence about what you learned about each component in the second column.

Early Indian Civilization		
Cities		
Jobs		
Leaders		
Writing		
Religion		

Knowledge 2

NAME: _____

DATE: _____

Directions: Cut images related to early Indian civilization from this image sheet and paste them onto the correct rows in the first column of the chart.



NAME: _____

DATE: _____

Early Chinese Civilization

Cities

Jobs

Leaders

Writing

Religion

NAME: _____

DATE: _____



NAME: _____

DATE: _____

Dear Family Member,

Your child has learned how early Asian civilizations came into existence and what life was like during this time period. Over the next several days, s/he will learn about early Chinese civilizations, Chinese inventions such as paper and silk, and the Chinese form of writing called calligraphy. Your child will also learn about the creation of the Great Wall of China and the teachings of the famous philosopher Confucius.

Below are some suggestions for activities that you may do at home to reinforce what your child is learning about early Asian civilizations over the next few days.

1. Using a Map

Have your child locate China on a world map. Have your child tell you about the two mighty rivers in China, the Yellow and the Yangtze, and their significance to the beginning of Chinese civilization. Have your child describe how the rivers flooded and what the floodwaters left behind.

2. Compare and Contrast

In the next several days, have your child share what s/he knows about the importance of writing and the invention of paper by the Chinese. Have your child compare and contrast the different types of writing surfaces that were used by the Chinese before paper was invented. Have your child share with you why some writing surfaces were better than others and how experimenting with different materials resulted in a smoother surface like the one we are familiar with today.

3. Sayings and Phrases: Easier Said Than Done/Practice What You Preach

In the next several days your child will learn about two sayings and their meanings in relation to the Great Wall of China and Confucius. Have your child share with you how the saying “easier said than done” relates to the Great Wall of China, that is, it was easier to say that there needed to be a protective wall in northern China than to actually build one; and how “practice what you preach” relates to Confucius, a man who believed that people also learned by example. Talk with your child about the meanings of and the situations in which you can use these two sayings.

4. Draw and Write

Have your child draw and/or write about what s/he has learned so far about early Chinese civilization and then share the drawing with you. Ask questions to help your child use the vocabulary learned at school.

5. Words to Use

Below is a list of some of the words that your child has been learning about and using. Try to use these words as they come up in everyday speech with your child.

- *remarkable*—It is remarkable that the writing system used in China today is very much like the one developed in the Yellow River Valley over three thousand years ago.
- *trade*—During the 13th and 14th centuries, Europe and Asia engaged in trade with one another along The Silk Roads.
- *transport*—People, donkeys, and goats were all used to transport the materials needed to build the Great Wall of China.
- *example*—Confucius believed that one could learn from books and also from the example of others.
- *prosperous*—Chinese people prepare for a prosperous year ahead during the two-week Chinese New Year celebration, just like Hindus do during Diwali.

6. Read Aloud Each Day

It is very important that you read to your child each day.

Be sure to let your child know how much you enjoy hearing about what s/he has learned at school.

NAME: _____

DATE: _____

Directions: As a group, write the title of the book and the facts that will be included in the book in the boxes below. Each student should contribute one fact, and the whole group should decide on the title.

Title
Facts

NAME: _____

DATE: _____

11.1

Making Silk

Step 1

Step 2

Step 3

Step 4

Directions: In the boxes provided, brainstorm the steps to get silk thread from silkworms.

NAME: _____

DATE: _____

12.1

Directions: Think about what you have heard in the read-aloud, and then fill in the chart using words or sentences.

Somebody	
Wanted	
But	
So	
Then	

NAME: _____

14.1

DATE: _____

Directions: Cut apart the two images of Diwali and Chinese New Year. When the teacher asks a question, hold up the image showing the celebration being described. If both celebrations are described, hold up both images.



Diwali



Chinese New Year

NAME: _____

DA.1

Assessment

DATE: _____

1.



2.



3.



4.



5.



6.



7.



8.



9.







10.



Directions: Listen to your teacher's instructions.

Knowledge 2

- | | | | |
|-----|--|--|--|
| 11. |  | |  |
| 12. |  | |  |
| 13. |  | |  |
| 14. |  | |  |
| 15. |  | |  |

NAME: _____

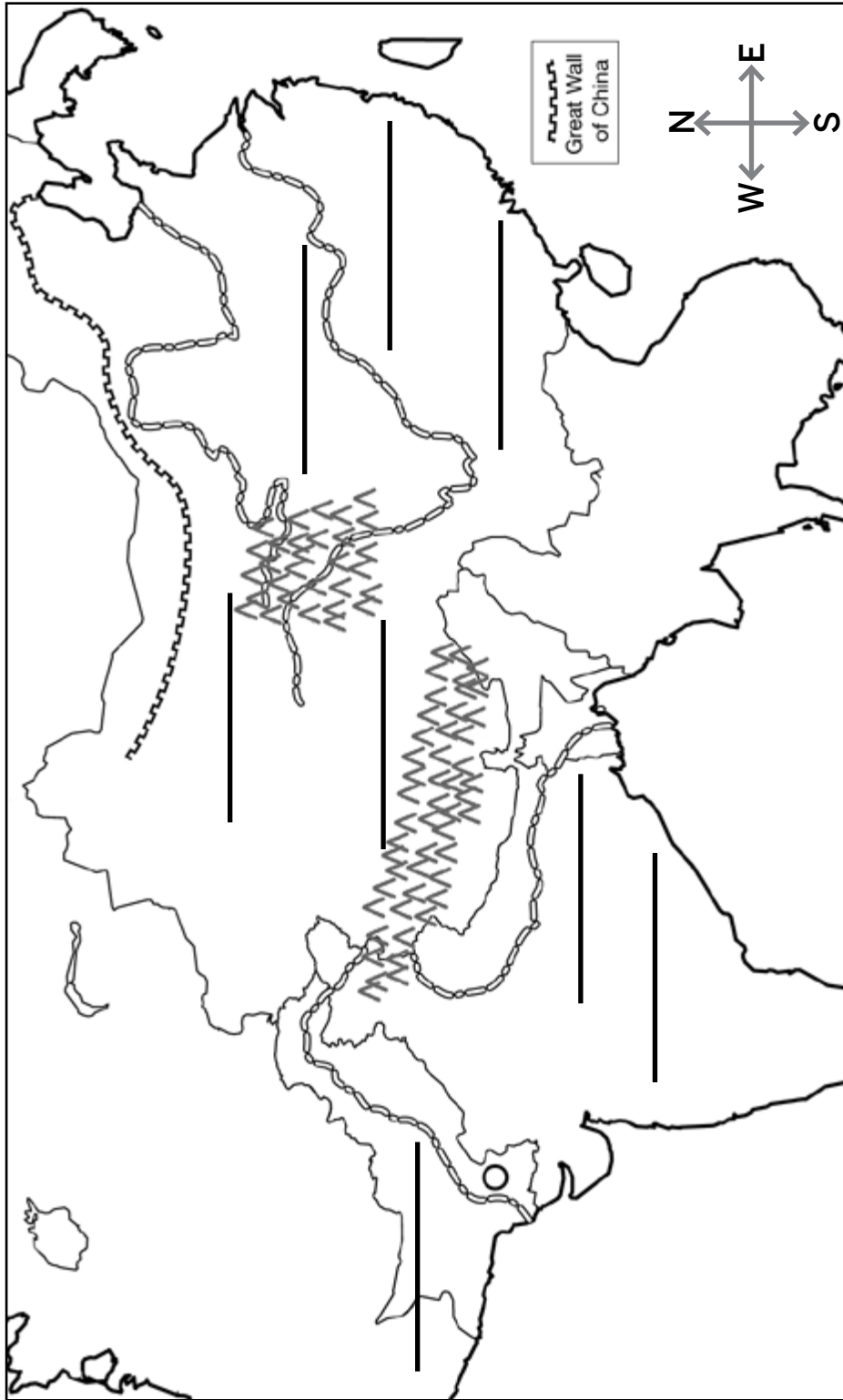
DA.2

Assessment

DATE: _____

Directions: Title your map with the name of the continent, and then label the mountains, rivers, and countries you learned about in this domain. You may reference the word bank below to help you.

Title _____



Asia

India

China

Himalayas

Bayankalas

Indus River

Ganges River

Yellow River

Yangtze River

NAME: _____

DA.3

Assessment

DATE: _____

Directions: Listen to each sentence read by the teacher. Think about the answer for each question. Write at least one complete sentence to answer each question.

1. Who was Confucius?

2. Describe either the Chinese New Year or Diwali.

3. How were rivers important to the development of early Indian and early Chinese civilizations?

4. What is the most interesting thing you learned about Hinduism or Buddhism and why?

NAME: _____

CA.1

Activity Page

DATE: _____

Directions: Use this activity page as a guide for copying the Chinese characters 1–12 when making your Chinese clock.

1	一
2	二
3	三
4	四
5	五
6	六
7	七
8	八
9	九
10	十
11	十一
12	十二

General Manager K-8 ELA and SVP, Product

Alexandra Clarke

Vice President, Elementary Literacy Instruction

Susan Lambert

Editorial

Elizabeth Wade, PhD, Director, Elementary ELA Content

Patricia Erno, Associate Director, Elementary ELA Instruction

Kristen Kirchner, Content Writer

Christina Cox, Copy Editor

Product & Project Management

Ayala Falk, Director, Business and Product Strategy, K-8 ELA

Amber McWilliams, Senior Product Manager

Leslie Johnson, Associate Director, K-8 ELA

Zara Chaudhury, Associate Project Manager

Design and Production

Tory Novikova, Product Design Director

Erin O'Donnell, Product Design Manager

Paige Womack, Product Designer

Contributors

Bill Cheng

Nicole Galuszka

Ken Harney

Molly Hensley

David Herubin

Ian Horst

Sara Hunt

James Mendez-Hodes

Christopher Miller

Sheri Pineault

Diana Projansky

Todd Rawson

Jennifer Skelley

Julia Sverchuk

Elizabeth Thiers

Jeanne Thornton

Amanda Tolentino

Series Editor-in-Chief

E. D. Hirsch Jr.

President

Linda Bevilacqua

Editorial Staff

Mick Anderson
Robin Blackshire
Laura Drummond
Emma Earnst
Lucinda Ewing
Sara Hunt
Rosie McCormick
Cynthia Peng
Liz Pettit
Tonya Ronayne
Deborah Samley
Kate Stephenson
Elizabeth Wafler
James Walsh
Sarah Zelinke

Acknowledgments

These materials are the result of the work, advice, and encouragement of numerous individuals over many years. Some of those singled out here already know the depth of our gratitude; others may be surprised to find themselves thanked publicly for help they gave quietly and generously for the sake of the enterprise alone. To helpers named and unnamed we are deeply grateful.

Contributors to Earlier Versions of These Materials

Susan B. Albaugh, Kazuko Ashizawa, Kim Berrall, Ang Blanchette, Nancy Braier, Maggie Buchanan, Paula Coyner, Kathryn M. Cummings, Michelle De Groot, Michael Donegan, Diana Espinal, Mary E. Forbes, Michael L. Ford, Sue Fulton, Carolyn Gosse, Dorrit Green, Liza Greene, Ted Hirsch, Danielle Knecht, James K. Lee, Matt Leech, Diane Henry Leipzig, Robin Luecke, Martha G. Mack, Liana Mahoney, Isabel McLean, Steve Morrison, Juliane K. Munson, Elizabeth B. Rasmussen, Ellen Sadler, Rachael L. Shaw, Sivan B. Sherman, Diane Auger Smith, Laura Tortorelli, Khara Turnbull, Miriam E. Vidaver, Michelle L. Warner, Catherine S. Whittington, Jeannette A. Williams.

We would like to extend special recognition to Program Directors Matthew Davis and Souzanne Wright, who were instrumental in the early development of this program.

Schools

We are truly grateful to the teachers, students, and administrators of the following schools for their willingness to field-test these materials and for their invaluable advice: Capitol View Elementary, Challenge Foundation Academy (IN), Community Academy Public Charter School, Lake Lure Classical Academy, Lepanto Elementary School, New Holland Core Knowledge Academy, Paramount School of Excellence, Pioneer Challenge Foundation Academy, PS 26R (the Carteret School), PS 30X (Wilton School), PS 50X (Clara Barton School), PS 96Q, PS 102X (Joseph O. Loretan), PS 104Q (the Bays Water), PS 214K (Michael Friedsam), PS 223Q (Lyndon B. Johnson School), PS 308K (Clara Cardwell), PS 333Q (Goldie Maple Academy), Sequoyah Elementary School, South Shore Charter Public School, Spartanburg Charter School, Steed Elementary School, Thomas Jefferson Classical Academy, Three Oaks Elementary, West Manor Elementary.

And a special thanks to the Pilot Coordinators, Anita Henderson, Yasmin Lugo-Hernandez, and Susan Smith, whose suggestions and day-to-day support to teachers using these materials in their classrooms were critical.

Design and Graphics Staff

Kelsie Harman
Liz Loewenstein
Bridget Moriarty
Lauren Pack

Consulting Project Management Services

ScribeConcepts.com

Additional Consulting Services

Erin Kist
Carolyn Pinkerton
Scott Ritchie
Kelina Summers

Knowledge 2

Credits

Every effort has been taken to trace and acknowledge copyrights. The editors tender their apologies for any accidental infringement where copyright has proved untraceable. They would be pleased to insert the appropriate acknowledgment in any subsequent edition of this publication. Trademarks and trade names are shown in this publication for illustrative purposes only and are the property of their respective owners. The references to trademarks and trade names given herein do not affect their validity.

All photographs are used under license from Shutterstock, Inc. unless otherwise noted.

Expert Reviewer

Lucien Ellington

Writers

Matt Davis, Lucien Ellington, Catherine S. Whittington

Illustrators and Image Sources

1.1: Shutterstock; 1.2: Shutterstock; 2.2 (top left): Shutterstock; 2.2 (top right): Kristen Kwan; 2.2 (middle left): Kristen Kwan; 2.2 (middle right): David Habben; 2.2 (bottom left): Shutterstock; 2.2 (bottom right): Jed Henry; 4.1: Andy Ereksen; 5.1: Jed Henry; 6.1: Shutterstock; 7.1 (left): David Habben; 7.1 (right): Jed Henry; PP.2 (top left): Jed Henry; PP.2 (top right): Kristen Kwan; PP.2 (middle left): David Habben; PP.2 (middle right): Kristen Kwan; PP.2 (bottom left): Kristen Kwan; 8.2 (top left): Shutterstock; 8.2 (top right): Scott Hammond; 8.2 (middle left): Shutterstock; 8.2 (middle right): Jed Henry; 8.2 (bottom left): Shutterstock; 14.1: Shutterstock; DA.1: Shutterstock; DA.2: Shutterstock; CA.1: Core Knowledge Staff

Regarding the Shutterstock items listed above, please note: "No person or entity shall falsely represent, expressly or by way of reasonable implication, that the content herein was created by that person or entity, or any person other than the copyright holder(s) of that content."

ISBN 9781643837079



9 781643 837079