Grade 8: Reading Benchmark

Paraphrase and Summarize

8.R.3.2: Paraphrase content from grade-level texts.

© 2021 Amplify Education, Inc.

These materials are provided solely for licensed users of Amplify ELA Florida Edition. Any further reproduction or distribution of this document or its contents is prohibited.

Benchmark Introduction



Benchmark:

Restate a passage in your own words and express its full meaning.

Definition of Paraphrase

Restate a passage in your own words to express and understand the full meaning.

Purpose of Paraphrasing

Readers paraphrase to...

- interpret figurative language and figure out unknown words.
- more clearly understand the author's meaning.
- consider the author's word choice and purpose.

Example of Paraphrasing

Original text:

“Four score and seven years ago, our fathers brought forth on this continent a new nation, conceived in liberty, and dedicated to the proposition that all men are created equal.”

(The Gettysburg Address)

Example of Paraphrasing

Paraphrase:

Eighty-seven years ago, the Founding Fathers created our nation, driven by the idea of liberty and devoted to the idea that mankind was made equal to one another.

Benchmark Skill Routine



How to paraphrase

Read closely and highlight:

- Identify the topic of the passage.
- Highlight figurative language.
- Highlight unknown words.

How to paraphrase

Paraphrase the passage by rewriting it in your own words to express the full meaning.

How to paraphrase

Helpful Tips:

- Translate figurative language to state the author’s meaning.
- Use context clues for unknown words.
- Chunk the passage by phrase.
- If useful, rearrange the order of the sentence.

How to paraphrase

Review:

Compare the original passage to your paraphrased version side by side.

- Have you expressed the full meaning of the original?
- Have you left nothing out without adding anything new?
- Compare with a partner’s and refine.

How to paraphrase

Consider the purpose of paraphrasing:

- What did you learn?
- What was the writer trying to say?
- Why did the writer choose the original words and phrases?

Remember

1. Read closely to identify the topic; highlight figurative language and unknown words.
2. Paraphrase the passage, leaving nothing out and adding nothing new.
3. Compare your paraphrase to the original passage and consider whether you captured the author’s full meaning.
4. Consider what you learned about the meaning of the passage and the author’s original language choices.

Benchmark in Action: Example of how to paraphrase



Get ready to read two passages in “Rip Van Winkle” by Washington Irving.



1. Open the Library app.



2. Type “Rip Van Winkle” into the search bar. Click on the title of the story to open it.

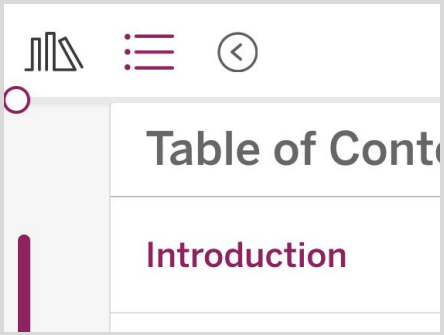

3. Click on the Table of Contents.



4. Find and go to “Rip Van Winkle.” Read the first sentence of paragraph 10.

“Rip Van Winkle”

Context for Passage 1

Rip Van Winkle is a lazy but likeable man who lives an ordinary life in an ordinary village—until he wanders into the mountains to escape his harsh and nagging wife. He falls asleep and doesn’t wake up until nearly twenty years have passed. In this passage, the author describes Mrs. Van Winkle’s nature and its effect on Rip.

Read the first sentence of paragraph 10 in “Rip Van Winkle.”

As you read...

- look for clues that tell you what the passage is about.
- highlight figurative language and unknown words.

As you paraphrase...

- rewrite the passage in chunks and rearrange if needed.
- translate figurative language to more simply state the author’s meaning.
- use context clues to rewrite unknown words.

Practice Step 1

Read closely and highlight:

- Identify the topic of the passage.
- Highlight figurative language.
- Highlight unknown words.

Practice Step 1

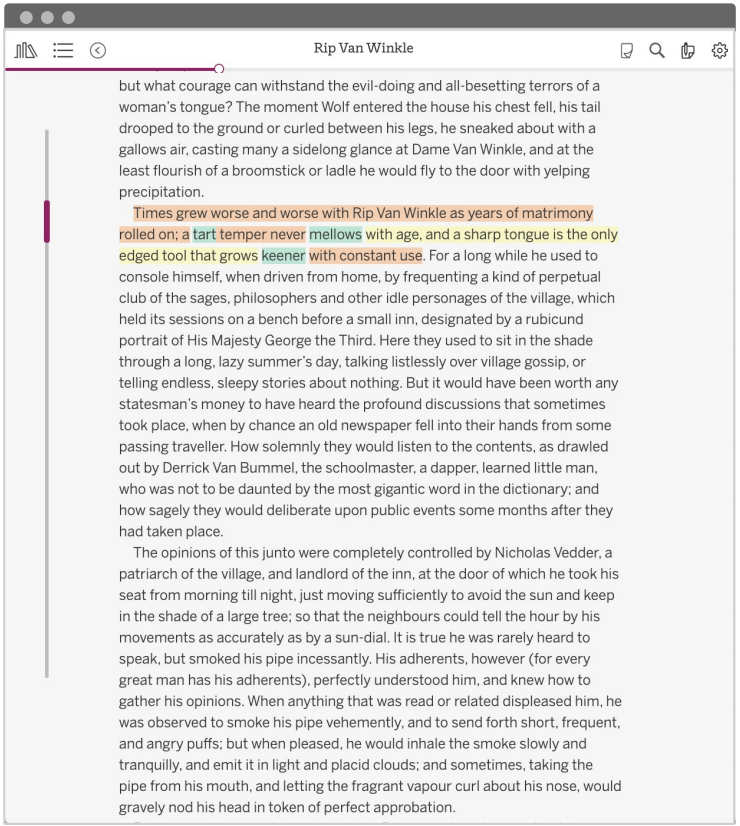

Read closely and highlight.

Topic: Rip Van Winkle's marriage is difficult and drives him to hang out at a philosophy club.

Figurative language: "a sharp tongue is the only edged tool that grows keener with constant use"

Unknown words: "tart"; "mellows"; "keener"

Practice Step 2

Remember:

Paraphrase the passage by rewriting it in your own words to express the full meaning.

- Rewrite the passage in chunks and rearrange if needed.
- Translate figurative language and use context clues for unknown words

Practice Step 2

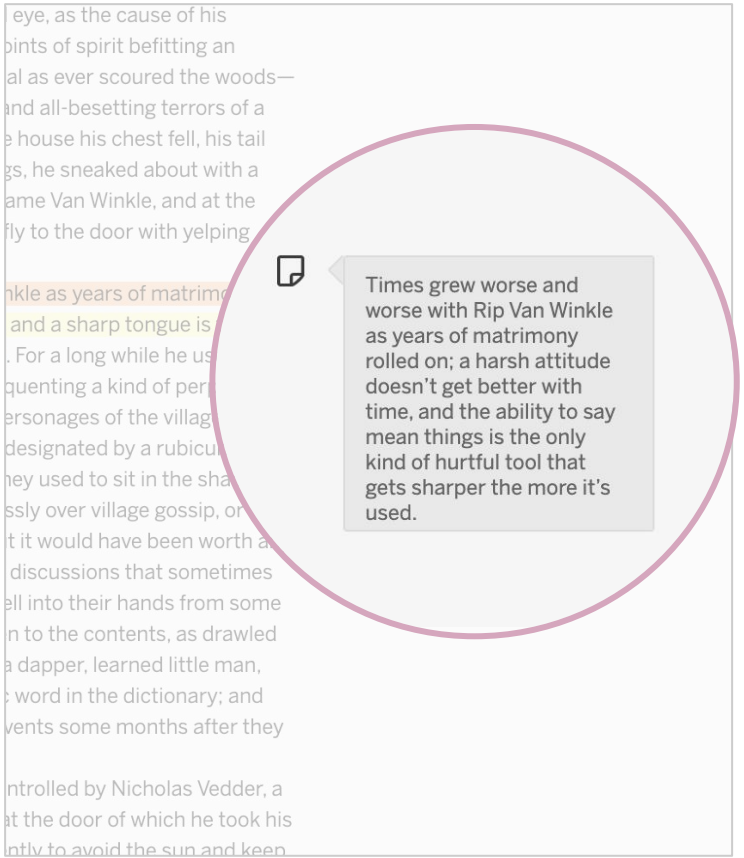

Paraphrase of the highlighted selection:

Times grew worse and worse with Rip Van Winkle as years of matrimony rolled on; a harsh attitude doesn't get better with time, and the ability to say mean things is the only kind of hurtful tool that gets sharper the more it's used.

Practice Step 3

Review:

Compare your paraphrase to the original passage and consider whether you captured the author’s full meaning.

Practice Step 4

Consider the purpose of paraphrasing:

- What did you learn?
- What was the writer trying to say?
- Why did the writer choose the original words and phrases?

Practice Step 4 Examples:

1. I learned that Rip Van Winkle leaves home a lot because his wife has a negative attitude and says mean things to him.
2. The writer describes Rip Van Winkle's marriage and how his wife treats him.
3. The figurative language "a sharp tongue is the only edged tool that grows keener with constant use" means that Rip Van Winkle's wife says mean things all the time, but the image of a sharp tongue and an edged tool helps me to see that those words hurt.

Remember

1. Read closely to identify the topic; highlight figurative language and unknown words.
2. Paraphrase the passage, leaving nothing out and adding nothing new.
3. Compare your paraphrase to the original passage and consider whether you captured the author’s full meaning.
4. Consider what you learned about the meaning of the passage and the author’s original language choices.

Independent Practice



Benchmark:

Restate a passage in your own words and express its full meaning.

Now read from line 4 in paragraph 3 to the end of paragraph 3 in “Rip Van Winkle.”

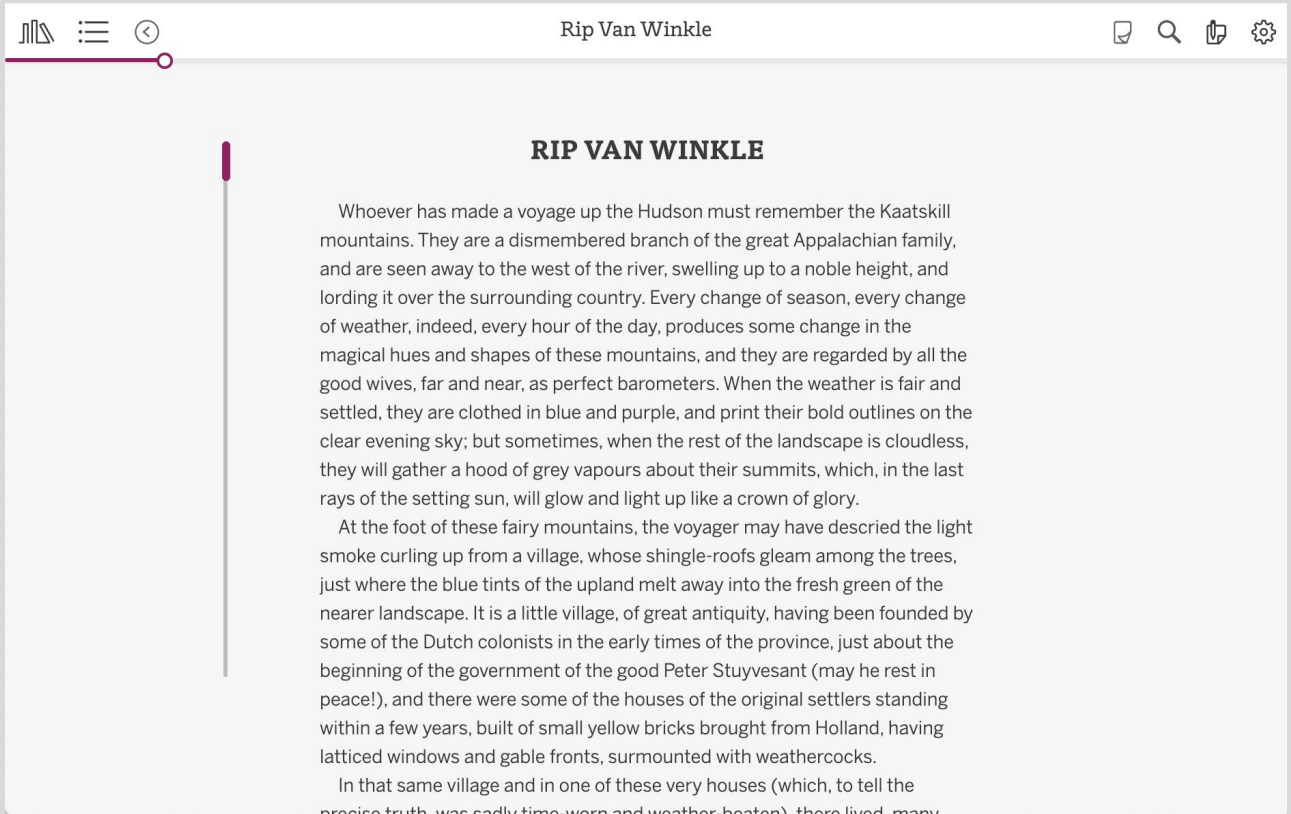

“Rip Van Winkle”

Context for Passage 2

While his wife felt that nagging and insulting him was warranted, most of the community found Rip Van Winkle to be pleasant and accommodating. Some wondered whether perhaps his good nature in public was the result of being bullied at home.

Practice Paraphrasing

Step 1
Read closely to identify the topic; highlight figurative language and unknown words.

Step 2
Paraphrase the passage, leaving nothing out and adding nothing new.

Step 3
Compare your paraphrase to the original passage and consider whether you captured the author's full meaning.

Step 4
Consider what you learned about the meaning of the passage and the author's original language choices.

Check for Understanding



Share and Discuss

1. Identify the topic of the passage and highlight figurative language and unknown words.

Share and Discuss

2. Paraphrase the passage by rewriting it in your own words to express the full meaning.

   Remember:

   - Rewrite the passage in chunks and rearrange if needed.
   - Translate figurative language and use context clues for unknown words.

Share and Discuss

3. Compare the original passage to your paraphrased version side by side.
    - Have you expressed the full meaning of the original?
    - Have you left nothing out without adding anything new?
    - Compare with a partner’s and refine.

Share and Discuss

4. Consider the purpose of paraphrasing:
    - What did you learn?
    - What was the writer trying to say?
    - Why did the writer choose the original words and phrases?